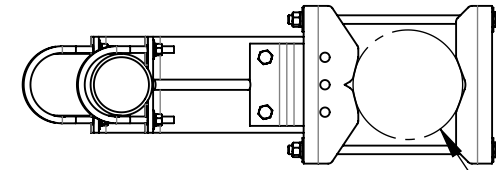
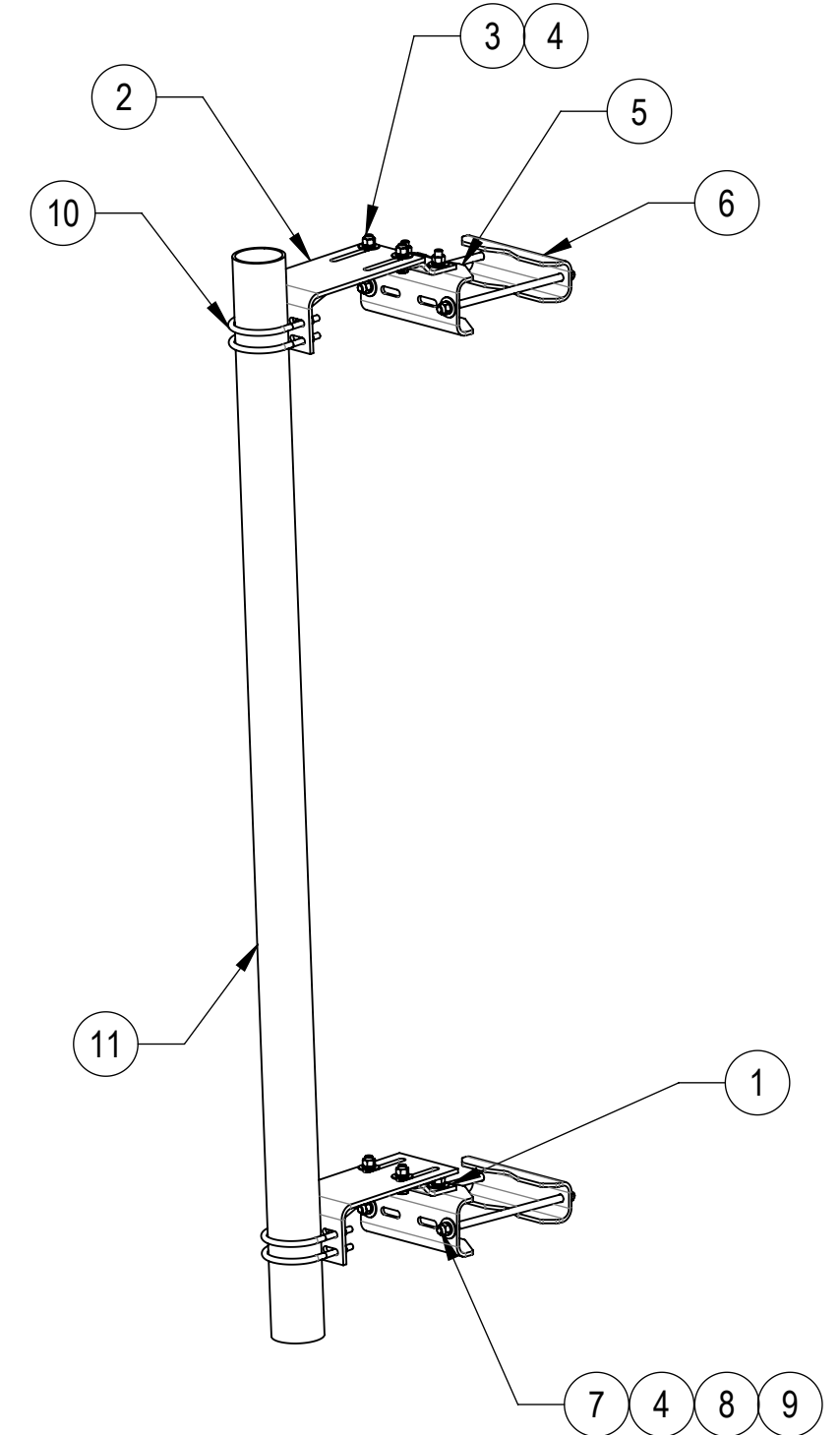
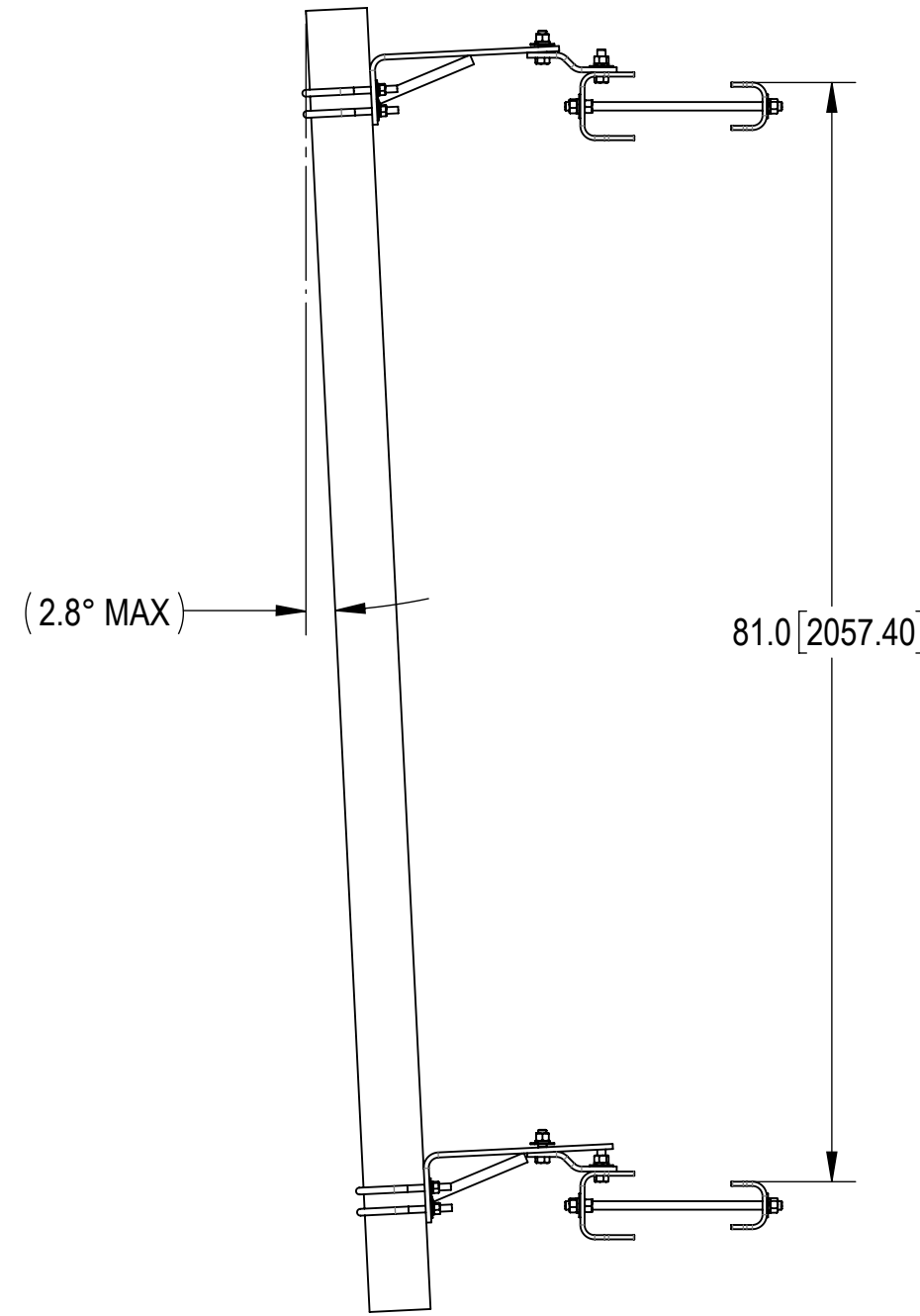
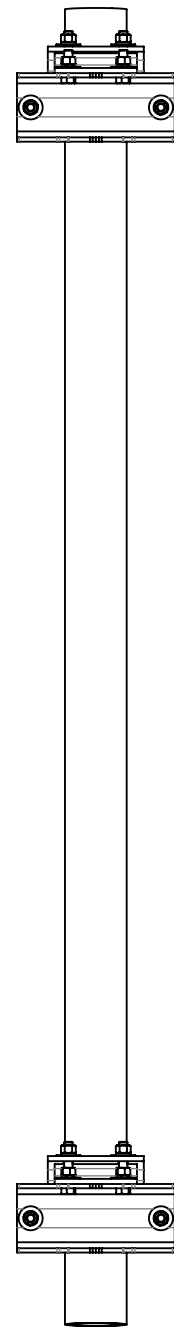


- 1.0 GENERAL NOTES
 1.1 ALL METRIC DIMENSIONS ARE IN BRACKETS [X. X]
 1.2 FOR PATENT INFO: <https://www.cs-pat.com>
- 2.0 DESIGN NOTES
 2.1 ANY HAZARDS OR OBSTRUCTIONS TO THE CLIMBING FACILITY AND SAFETY CLIMB MUST BE IDENTIFIED PRIOR TO INSTALLING THE APPURTENANCE. ADDITIONAL PRODUCTS MAY BE REQUIRED TO MAINTAIN THE INTEGRITY OF THE SAFETY CLIMB. DURING INSTALLATION, TEMPORARY AND/OR PERMANENT PRECAUTIONARY MEASURES SHOULD BE TAKEN TO PRESERVE THE CLIMBING FACILITY AND/OR SAFETY CLIMB.
- 3.0 MANUFACTURING/SPECIAL REQUIREMENTS
 3.1 TIGHTEN ALL BOLTS SECURING FLAT PLATES BY THE TURN-OF-NUT METHOD. TIGHTEN ALL U-BOLTS USING TURN-OF-NUT METHOD WITH ATTENTION TO LEAVE EQUAL DISTANCE AND EQUAL FORCE ON EACH LEG OF THE U-BOLT.
- 4.0 TEST
- 5.0 PACKAGING
 5.1 PACKAGING SHALL MEET COMMSCOPE REQUIREMENTS PER DOCUMENT IS-PL-3005
 5.2 PRINTED DOCUMENT TO BE PLACED INSIDE POLYBAG AND THEN IN SHIPPING CONTAINER
 5.3 EXTRA HARDWARE MAY BE SUPPLIED, BAGGED AND SHIPPED

REVISIONS			
REV.	DESCRIPTION	DATE	APPROVED
F	MTC397522 WAS SMU208004; MTC397521 WAS SMU208006; HARDWARE UPDATED	YX1027 06MAY24	BCROSS 40194907CMO



FOR POLES UP TO 8" OD
 FOR 90° ANGLES UP TO 6"
 FOR 60° ANGLES UP TO 8"



COMPONENT PART NUMBERS PROVIDED FOR ASSEMBLY PURPOSES;
 INDIVIDUAL COMPONENTS MAY BE SHIPPED AS PARTS WITHIN AN INCLUDED KIT.

ITEM NO.	PART NUMBER	DESCRIPTION	QTY.	WEIGHT	NOTE NO.
1	PMSL01	S-BRACKET	2	4.30 LBS	
2	PMSL05	14" L-BRACKET	2	13.44 LBS	
3	GB-0520A	5/8" X 2" GALV BOLT KIT (A325)	8	0.26 LBS	
4	GWF-05	5/8" GALV FLAT WASHER, 1.7OD	16	0.06 LBS	
5	MTC397522	CLAMP, FRONT MOUNTING	2	10.02 LBS	
6	MTC397521	CLAMP, BACK	2	6.94 LBS	
7	MT-382-16	5/8" X 16" GALV THREADED ROD	4	1.38 LBS	
8	GWL-05	5/8" GALV LOCK WASHER	8	0.03 LBS	
9	GN-05	5/8" GALV HEX NUT	12	0.08 LBS	
10	GUB-4456	1/2" X 4-5/8" X 6-1/2" GALV U-BOLT	4	0.90 LBS	
11	MT-654-96	4.5" O.D. X 96" PIPE	1	87.67 LBS	

DENSITY		lbs/in ³
MASS	172.01	lbs
VOLUME	606.63	in ³
SURFACE AREA	4698.18	in ²
HEIGHT	96.19"	
LENGTH	11.73"	
WIDTH	38.70"	

© 2024 CommScope, Inc. Confidential

COMMSCOPE, INC. OF NORTH CAROLINA											
TOLERANCES					SAP MATERIAL MASTER						
1 PLACE .X[X] ± 0.12[3.0]			3 PLACE .XXX[X] ± 0.030[0.8]		PM-SU4L-96						
2 PLACE .XX[X] ± 0.06[1.5]			ANGLES ± 2°								
FINISH					MATERIAL						
UNLESS OTHERWISE SPECIFIED DIMENSIONS ARE IN INCHES INTERPRET PER ANSI Y 14.5M-1994					NAME		DATE		TITLE		
					CE YX1027		06MAY24		UNIV. SLIDING PIPE MNT KIT, 4-1/2" X 96"		
					RW YMENG		05/08/2024				
					AD LS1146		05/08/2024				
					RE YMENG		05/14/2024				
ECN 40194907CMO					SCALE		DOCUMENT NO.				
					1:12		PM-SU4L-96				
SIZE			Auth Group		INSL		MODEL			DRAWING	
C							VERSION			STATUS	
							02			RE	
							REVISION			STATUS	
							F			RE	
							00			RE	
							F			F	
										SHEET	
										1 OF 1	