

J3AH4-65C-R6



16-port, low band diplexed antenna, 2 x 698-728 MHz, 2 x 758-798 MHz, 2 x 698-798 MHz, 2 x 824-894 MHz and 8 x 1695-2360 MHz, 65° HPBW, 6 x RETs

- Features broadband Low Band (698-894 MHz) and Mid Band (1695-2360 MHz) arrays for 4T4R (4X MIMO) capability for 700 and 850 MHz, AWS, PCS and WCS applications
- Both Low Band arrays are diplexed for independent tilt, with one array providing two ports of B29 and two ports of B14 and the other array providing two ports of B14 and two ports of B5
- Excellent wind loading characteristics
- Optimized SPR performance across all operating bands

General Specifications

Antenna Type	Sector
Band	Multiband
Color	Light Gray (RAL 7035)
Grounding Type	RF connector inner conductor and body grounded to reflector and mounting bracket
Performance Note	Outdoor usage
Radome Material	Fiberglass, UV resistant
Radiator Material	Low loss circuit board
Reflector Material	Aluminum
RF Connector Interface	4.3-10 Female
RF Connector Location	Bottom
RF Connector Quantity, mid band	8
RF Connector Quantity, low band	8
RF Connector Quantity, total	16

Remote Electrical Tilt (RET) Information

RET Hardware	CommRET v2
RET Interface	8-pin DIN Female 8-pin DIN Male
RET Interface, quantity	2 female 2 male
Input Voltage	10–30 Vdc
Internal RET	Low band (4) Mid band (2)
Power Consumption, active state, maximum	8 W


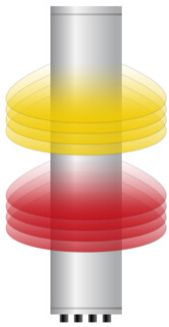
J3AH4-65C-R6

Power Consumption, idle state, maximum 1 W
Protocol 3GPP/AISG 2.0 (Multi-RET)

Dimensions

Width 498 mm | 19.606 in
Depth 197 mm | 7.756 in
Length 2438 mm | 95.984 in
Net Weight, antenna only 57.2 kg | 126.104 lb

Array Layout




Array ID	Frequency (MHz)	RF Connector	HPBW	RET (MRET)	AISG No.	AISG RET UID
R1	698-728	1 - 2	65°	1	AISG1	CPxxxxxxxxxxxxMM.1
R2	758-798	3 - 4	65°	2	AISG1	CPxxxxxxxxxxxxMM.2
R3	698-798	5 - 6	65°	3	AISG1	CPxxxxxxxxxxxxMM.3
R4	824-894	7 - 8	65°	4	AISG1	CPxxxxxxxxxxxxMM.4
Y1	1695-2360	9 - 10	65°	5	AISG1	CPxxxxxxxxxxxxMM.5
Y2	1695-2360	11 - 12	65°			
Y3	1695-2360	13 - 14	65°			
Y4	1695-2360	15 - 16	65°	6	AISG1	CPxxxxxxxxxxxxMM.6

(Sizes of colored boxes are not true depictions of array sizes)

Port Configuration

J3AH4-65C-R6



Electrical Specifications

Impedance	50 ohm
Operating Frequency Band	1695 – 2360 MHz 698 – 798 MHz 824 – 894 MHz
Polarization	±45°
Total Input Power, maximum	1,280 W @ 50 °C

Electrical Specifications

	R1-R3	R4	Y1-Y4	Y1-Y4	Y1-Y4	Y1-Y4
Frequency Band, MHz	698–798	824–894	1695–1880	1850–1990	1920–2180	2300–2360
RF Port	1-6	7,8	9-16	9-16	9-16	9-16
Gain, dBi	15.1	15.2	17.6	18.1	18.7	18.9
Beamwidth, Horizontal, degrees	58	61	68	67	62	58
Beamwidth, Vertical, degrees	9.3	8.1	5.7	5.3	5	4.5
Beam Tilt, degrees	0–10	0–10	0–10	0–10	0–10	0–10
USLS (First Lobe), dB	17	17	18	17	19	21
Front-to-Back Ratio at 180°, dB	32	30	35	34	34	36
Front-to-Back Total Power at	23	24	27	27	26	27

J3AH4-65C-R6

180° ± 30°, dB

Isolation, Cross Polarization, dB	25	25	25	25	25	25
Isolation, Inter-band, dB	25	25	25	25	25	25
VSWR Return loss, dB	1.5 14.0	1.5 14.0	1.5 14.0	1.5 14.0	1.5 14.0	1.5 14.0
PIM, 3rd Order, 2 x 20 W, dBc	-150	-150	-150	-150	-150	-150
Input Power per Port at 50°C, maximum, watts	150	150	250	250	250	200

Electrical Specifications, BASTA

Frequency Band, MHz	698–798	824–894	1695–1880	1850–1990	1920–2180	2300–2360
Gain by all Beam Tilts, average, dBi	14.8	14.9	17.1	17.8	18.3	18.7
Gain by all Beam Tilts Tolerance, dB	±0.3	±0.5	±0.6	±0.6	±0.6	±0.4
Beamwidth, Horizontal Tolerance, degrees	±5	±6	±8	±8	±7	±4
Beamwidth, Vertical Tolerance, degrees	±0.6	±0.4	±0.3	±0.2	±0.3	±0.2
USLS, beampeak to 20° above beampeak, dB	17	16	16	17	18	17
CPR at Boresight, dB	20	20	23	25	25	20
CPR at Sector, dB	10	10	8	8	6	8

Mechanical Specifications

Wind Loading @ Velocity, frontal	865.0 N @ 150 km/h (194.5 lbf @ 150 km/h)
Wind Loading @ Velocity, lateral	268.0 N @ 150 km/h (60.2 lbf @ 150 km/h)
Wind Loading @ Velocity, maximum	1,037.0 N @ 150 km/h (233.1 lbf @ 150 km/h)
Wind Loading @ Velocity, rear	595.0 N @ 150 km/h (133.8 lbf @ 150 km/h)
Wind Speed, maximum	241 km/h (150 mph)

Packaging and Weights

Width, packed	565 mm 22.244 in
Depth, packed	309 mm 12.165 in
Length, packed	2685 mm 105.709 in
Weight, gross	77.2 kg 170.197 lb

Regulatory Compliance/Certifications

J3AH4-65C-R6

Agency

ISO 9001:2015

Classification

Designed, manufactured and/or distributed under this quality management system

Included Products


- BSAMNT-3 – Wide Profile Antenna Downtilt Mounting Kit for 2.4 - 4.5 in (60 - 115 mm) OD round members. Kit contains one scissor top bracket set and one bottom bracket set.
- BSAMNT-M – Middle Downtilt Mounting Kit for Long Antennas for 2.4 - 4.5 in (60 - 115 mm) OD round members. Kit contains one scissor bracket set.

* Footnotes

Performance Note

Severe environmental conditions may degrade optimum performance

BSAMNT-3



Wide Profile Antenna Downtilt Mounting Kit for 2.4 - 4.5 in (60 - 115 mm) OD round members. Kit contains one scissor top bracket set and one bottom bracket set.

Product Classification

Product Type Downtilt mounting kit

General Specifications

Application Outdoor

Color Silver

Dimensions

Compatible Diameter, maximum 115 mm | 4.528 in

Compatible Diameter, minimum 60 mm | 2.362 in

Weight, net 6.2 kg | 13.669 lb

Material Specifications

Material Type Galvanized steel

Packaging and Weights

Included Brackets | Hardware

Packaging quantity 1

Weight, gross 6.4 kg | 14.11 lb

Regulatory Compliance/Certifications

Agency	Classification
CE	Compliant with the relevant CE product directives
CHINA-ROHS	Below maximum concentration value
ISO 9001:2015	Designed, manufactured and/or distributed under this quality management system
REACH-SVHC	Compliant as per SVHC revision on www.commscope.com/ProductCompliance
ROHS	Compliant
UK-ROHS	Compliant

BSAMNT-3



BSAMNT-M



Middle Downtilt Mounting Kit for Long Antennas for 2.4 - 4.5 in (60 - 115 mm) OD round members. Kit contains one scissor bracket set.

Product Classification

Product Type Downtilt mounting kit

General Specifications

Application Outdoor

Color Silver

Dimensions

Compatible Diameter, maximum 115 mm | 4.528 in

Compatible Diameter, minimum 60 mm | 2.362 in

Weight, net 4.5 kg | 9.921 lb

Material Specifications

Material Type Galvanized steel

Packaging and Weights

Included Brackets | Hardware

Packaging quantity 1

Regulatory Compliance/Certifications

Agency	Classification
CHINA-ROHS	Below maximum concentration value
ISO 9001:2015	Designed, manufactured and/or distributed under this quality management system
REACH-SVHC	Compliant as per SVHC revision on www.commscope.com/ProductCompliance
ROHS	Compliant
UK-ROHS	Compliant

