

Ultra Low Loss (ULL) Singlemode, MPO12 Unpinned to Unconnectorized, Fiber Trunk Cable Assembly, 144-Fiber, Low Smoke Zero Halogen/Riser, Indoor/Outdoor

Product Classification

Regional Availability	Asia Australia/New Zealand China Europe India Latin America Middle East/Africa North America
Portfolio	CommScope®
Product Type	Fiber trunk cable assembly
Product Brand	SYSTIMAX ULL
Ordering Note	For additional jacket colors, please contact a CommScope Sales Representative For lengths greater than 999 ft (304 m), orders must be in meters Minimum length may vary based on cable configuration

General Specifications

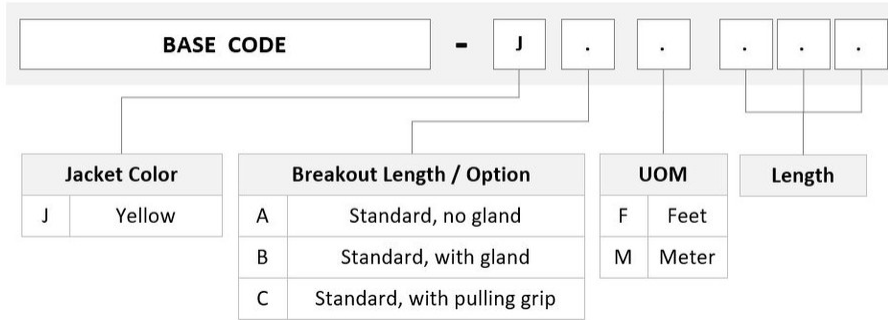
Color, boot A	Black
Color, connector A	Green
Construction Type	Stranded
Fibers per Subunit, quantity	12
Furcation Color	Black
Interface, Connector A	MPO-12/APC Female
Interface, Connector B	Unterminated
Jacket Color	Black
Polarity	Method B Enhanced (ULL)
Total Fibers, quantity	144

Dimensions

Breakout Length	33 in
Cable Assembly Length Range (m)	3 – 999
Cable Assembly Length Range (ft)	10 – 999

Ordering Tree

UJGMPUCDM



Mechanical Specifications

Cable Retention Strength, maximum 11.24 lb @ 0° | 4.40 lb @ 90°

Optical Specifications

Fiber Mode Singlemode

Fiber Type G.657.A2, TeraSPEED®


Environmental Specifications

Operating Temperature -10 °C to +60 °C (+14 °F to +140 °F)

Environmental Space Dual Rated LSZH/Riser | Indoor/Outdoor

Included Products

- 760238831 - Indoor/Outdoor Low Smoke Zero Halogen Riser MPO Trunk Cable, 144 fiber multi-unit with 12 fiber subunits
- Z-144-MP-8G-F12BK/D
- 860638318 - MPO12, ULTRA LOW LOSS, FEMALE, Singlemode, GREEN, 3mm



Indoor/Outdoor Low Smoke Zero Halogen Riser MPO Trunk Cable, 144 fiber multi-unit with 12 fiber subunits

Product Classification

Regional Availability	Asia Australia/New Zealand EMEA Latin America North America
Portfolio	CommScope®
Product Type	Fiber indoor/outdoor cable
Product Series	Z-MP

General Specifications

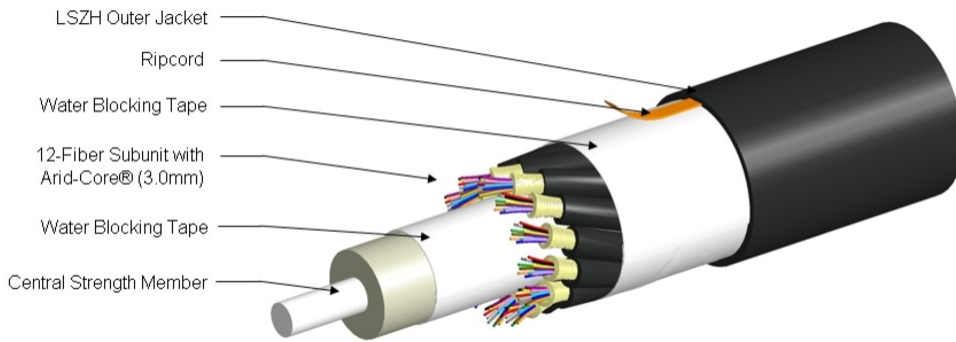
Cable Type	MPO trunk cable
Construction Type	Non-armored
Fiber Type, quantity	144
Fibers per Subunit, quantity	12
Jacket Color	Black
Jacket Marking	Feet
Subunit Type	Gel-free
Subunit, quantity	12
Total Fiber Count	144

Dimensions

Buffer Tube/Subunit Diameter	3 mm 0.118 in
Diameter Over Jacket	16.8 mm 0.661 in

Representative Image

760238831 | Z-144-MP-8G-F12BK/D



Mechanical Specifications

Minimum Bend Radius, loaded	252 mm 9.921 in
Minimum Bend Radius, unloaded	168 mm 6.614 in
Tensile Load, long term, maximum	400 N 89.924 lbf
Tensile Load, short term, maximum	1335 N 300.12 lbf
Compression	10 N/mm 57.101 lb/in
Compression Test Method	FOTP-41 IEC 60794-1 E3
Flex	300 cycles
Flex Test Method	FOTP-104 IEC 60794-1 E6
Impact	5.88 N-m 52.042 in lb
Impact Test Method	FOTP-25 IEC 60794-1 E4
Strain	See long and short term tensile loads
Strain Test Method	FOTP-33 IEC 60794-1 E1
Twist	10 cycles
Twist Test Method	FOTP-85 IEC 60794-1 E7
Vertical Rise, maximum	155 m 508.53 ft

Optical Specifications

Fiber Type	G.657.A2/B2 G.657.A2/B2
-------------------	---------------------------

Environmental Specifications

Installation temperature	-30 °C to +60 °C (-22 °F to +140 °F)
Operating Temperature	-40 °C to +70 °C (-40 °F to +158 °F)
Storage Temperature	-40 °C to +75 °C (-40 °F to +167 °F)

760238831 | Z-144-MP-8G-F12BK/D

Cable Qualification Standards	ANSI/ICEA S-83-596 Telcordia GR-409
EN50575 CPR Cable EuroClass Fire Performance	Dca
EN50575 CPR Cable EuroClass Smoke Rating	s1b
EN50575 CPR Cable EuroClass Droplets Rating	d0
EN50575 CPR Cable EuroClass Acidity Rating	a1
Environmental Space	Low Smoke Zero Halogen (LSZH) Riser
Flame Test Listing	NEC OFNR-ST1 (ETL) and c(ETL)
Flame Test Method	IEC 60332-3 IEC 60754-2 IEC 61034-2 IEEE 383 UL 1666 UL 1685
Jacket UV Resistance	UV stabilized

Environmental Test Specifications

Cable Freeze Test Method	IEC 60794-1 F15
Heat Age	-20 °C to +85 °C (-4 °F to +185 °F)
Heat Age Test Method	IEC 60794-1 F9
Low High Bend	-20 °C to +70 °C (-4 °F to +158 °F)
Low High Bend Test Method	FOTP-37 IEC 60794-1 E11
Temperature Cycle	-20 °C to +70 °C (-4 °F to +158 °F)
Temperature Cycle Test Method	FOTP-3 IEC 60794-1 F1

Packaging and Weights

Cable weight	264 kg/km 177.4 lb/kft
---------------------	--------------------------

Regulatory Compliance/Certifications

Agency	Classification
CENELEC	EN 50575 compliant, Declaration of Performance (DoP) available
CHINA-ROHS	Below maximum concentration value
ISO 9001:2015	Designed, manufactured and/or distributed under this quality management system
REACH-SVHC	Compliant as per SVHC revision on www.commscope.com/ProductCompliance
ROHS	Compliant
TL 9000:2016 (R6)	Compliant to this quality management practice



* Footnotes

760238831 | Z-144-MP-8G-F12BK/D

Operating Temperature Specification applicable to non-terminated bulk fiber cable

860638318

MPO12, ULTRA LOW LOSS, FEMALE, Singlemode, GREEN, 3mm

Product Classification

Regional Availability	Asia Australia/New Zealand EMEA Latin America North America
Portfolio	CommScope®
Product Type	Fiber connector
Product Brand	TeraSPEED®

General Specifications

Color	Green
Color, boot	Black
Ferrule Geometry	Angled
Interface	MPO/APC Female
Interface Feature	Unpinned
Total Fiber Count	12

Dimensions

Length	60.1 mm 2.366 in
Compatible Cable Diameter	3 mm 0.118 in

Material Specifications

Ferrule Material	Polymer
-------------------------	---------

Mechanical Specifications

Cable Retention Strength, maximum	11.24 lb @ 0 °
--	----------------

Optical Specifications

Fiber Mode	Singlemode
Fiber Type	G.652.D and G.657.A1, TeraSPEED® OS2
Insertion Loss Change, mating	0.3 dB
Optical Components Standard	ANSI/TIA-568-C.3
Insertion Loss Change, temperature	0.3 dB
Insertion Loss, maximum	0.35 dB
Return Loss, minimum	65 dB

Packaging and Weights

Packaging quantity 1

Regulatory Compliance/Certifications

Agency	Classification
CHINA-ROHS	Below maximum concentration value
ISO 9001:2015	Designed, manufactured and/or distributed under this quality management system
REACH-SVHC	Compliant as per SVHC revision on www.commscope.com/ProductCompliance
ROHS	Compliant



* Footnotes

Insertion Loss Change, mating TIA-568: Maximum insertion loss change after 500 matings

Insertion Loss Change, temperature Maximum insertion loss change from -10 °C to +60 °C (+14 °F to +140 °F)