RRV4-65B-R6-PS



12-port sector antenna, 4x 698–960 and 8x 1695–2690 MHz, 65° HPBW, 6x IntRET. Bands cascaded SRET.

- All Internal RET actuators are connected in “Cascaded SRET” configuration
- New aerodynamic endcaps for wind load optimization
- Integrated Antenna Orientation and Location Sensing System APS-XT-GPS
- GPS timing synchronization output for RRH via SMA (f)

General Specifications

Antenna Type	Sector
Band	Multiband
Color	Light Gray (RAL 7035)
Grounding Type	RF connector inner conductor and body grounded to reflector and mounting bracket
Performance Note	Outdoor usage | Wind loading figures are validated by wind tunnel measurements described in EN1991-1-4 standard
Radome Material	Fiberglass, UV resistant
Reflector Material	Aluminum
RF Connector Interface	4.3-10 Female
RF Connector Location	Bottom
RF Connector Quantity, mid band	8
RF Connector Quantity, low band	4
RF Connector Quantity, total	12

Remote Electrical Tilt (RET) Information

RET Hardware	CommRET v2
RET Interface	8-pin DIN Female | 8-pin DIN Male
RET Interface, quantity	1 female | 1 male
Input Voltage	10–30 Vdc
Internal RET	Low band (2) | Mid band (4)
Power Consumption, active state, maximum	8 W
Power Consumption, idle state, maximum	1 W
Protocol	3GPP/AISG 2.0 (Single RET)

©2024 CommScope, Inc. All rights reserved. CommScope and the CommScope logo are registered trademarks of CommScope and/or its affiliates in the U.S. and other countries. For additional trademark information see https://www.commscope.com/trademarks. All product names, trademarks and registered trademarks are property of their respective owners. Revised: September 9, 2024

RRV4-65B-R6-PS

Dimensions

Width	498 mm | 19.606 in
Depth	197 mm | 7.756 in
Length	1859 mm | 73.189 in
Net Weight, antenna only	37.2 kg | 82.012 lb

Array Layout

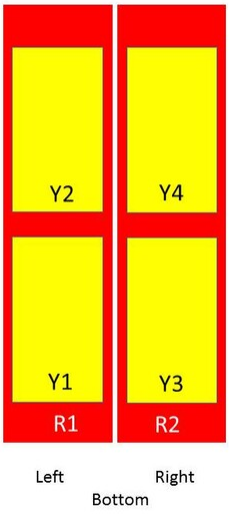

Array	Freq (MHz)	Conns	RET (SRET)	AISG RET UID
R1	698-960	1-2	1	CPxxxxxxxxxxxxxxxR1
R2	698-960	3-4	2	CPxxxxxxxxxxxxxxxR2
Y1	1695-2690	5-6	3	CPxxxxxxxxxxxxxxxY1
Y2	1695-2690	7-8	4	CPxxxxxxxxxxxxxxxY2
Y3	1695-2690	9-10	5	CPxxxxxxxxxxxxxxxY3
Y4	1695-2690	11-12	6	CPxxxxxxxxxxxxxxxY4

(Sizes of colored boxes are not true depictions of array sizes)

Port Configuration

©2024 CommScope, Inc. All rights reserved. CommScope and the CommScope logo are registered trademarks of CommScope and/or its affiliates in the U.S. and other countries. For additional trademark information see https://www.commscope.com/trademarks. All product names, trademarks and registered trademarks are property of their respective owners. Revised: September 9, 2024

RRV4-65B-R6-PS



Electrical Specifications

Impedance	50 ohm
Operating Frequency Band	1695 – 2690 MHz | 698 – 960 MHz
Polarization	±45°
Total Input Power, maximum	1,200 W @ 50 °C

Mechanical Specifications

Wind Loading @ Velocity, frontal	633.0 N @ 150 km/h (142.3 lbf @ 150 km/h)
Wind Loading @ Velocity, lateral	192.0 N @ 150 km/h (43.2 lbf @ 150 km/h)
Wind Loading @ Velocity, maximum	760.0 N @ 150 km/h (170.9 lbf @ 150 km/h)
Wind Loading @ Velocity, rear	436.0 N @ 150 km/h (98.0 lbf @ 150 km/h)
Wind Speed, maximum	241 km/h (150 mph)

Packaging and Weights

Width, packed	565 mm | 22.244 in
Depth, packed	309 mm | 12.165 in
Length, packed	2046 mm | 80.551 in
Weight, gross	49.6 kg | 109.349 lb

©2024 CommScope, Inc. All rights reserved. CommScope and the CommScope logo are registered trademarks of CommScope and/or its affiliates in the U.S. and other countries. For additional trademark information see https://www.commscope.com/trademarks. All product names, trademarks and registered trademarks are property of their respective owners. Revised: September 9, 2024

RRV4-65B-R6-PS

Regulatory Compliance/Certifications

Agency	Classification
CHINA-ROHS	Above maximum concentration value
ISO 9001:2015	Designed, manufactured and/or distributed under this quality management system
ROHS	Compliant/Exempted
UK-ROHS	Compliant/Exempted

Included Products

BSAMNT-3	–	Wide Profile Antenna Downtilt Mounting Kit for 2.4 - 4.5 in (60 - 115 mm) OD round members. Kit contains one scissor top bracket set and one bottom bracket set.

* Footnotes

Performance Note	Severe environmental conditions may degrade optimum performance

©2024 CommScope, Inc. All rights reserved. CommScope and the CommScope logo are registered trademarks of CommScope and/or its affiliates in the U.S. and other countries. For additional trademark information see https://www.commscope.com/trademarks. All product names, trademarks and registered trademarks are property of their respective owners. Revised: September 9, 2024