


# RRV4Q4-65D-R7



20-port sector antenna, 4 x 694-960 MHz (R1-R2), and 8 x 1695-2690 MHz (Y1-Y4) 65° HPBW, 8 x 2300-3800 MHz (P1), 90° HPBW, 7 x RET

- Includes 1x 4-Column Array for 2300-3800MHz and calibration port. Column spacing optimized to support Soft Split Beamforming
- Q4 array uses M-LOC cluster connectors
- Seven internal RETs control the antenna arrays
- New aerodynamic endcaps for wind load optimization

## General Specifications

<b>Antenna Type</b>	Sector and beamforming
<b>Band</b>	Multiband
<b>Calibration Connector Interface</b>	M-LOC
<b>Calibration Connector Quantity</b>	1
<b>Color</b>	Light Gray (RAL 7035)
<b>Grounding Type</b>	RF connector inner conductor and body grounded to reflector and mounting bracket
<b>Performance Note</b>	Outdoor usage
<b>Radome Material</b>	Fiberglass, UV resistant
<b>Reflector Material</b>	Aluminum
<b>RF Connector Interface</b>	4.3-10 Female   M-LOC
<b>RF Connector Location</b>	Bottom
<b>RF Connector Quantity, high band</b>	8
<b>RF Connector Quantity, mid band</b>	8
<b>RF Connector Quantity, low band</b>	4
<b>RF Connector Quantity, total</b>	20

## Remote Electrical Tilt (RET) Information

<b>RET Hardware</b>	CommRET v2
<b>RET Interface</b>	8-pin DIN Female   8-pin DIN Male
<b>RET Interface, quantity</b>	2 female   2 male
<b>Input Voltage</b>	10-30 Vdc
<b>Internal RET</b>	High band (1)   Low band (2)   Mid band (4)
<b>Power Consumption, active state, maximum</b>	8 W

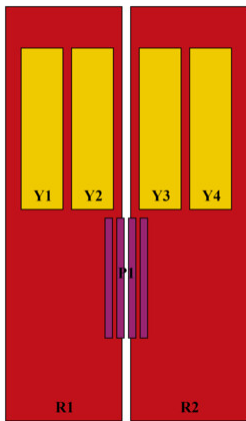
# RRV4Q4-65D-R7

**Power Consumption, idle state, maximum** 1 W  
**Protocol** 3GPP/AISG 2.0

## Dimensions

**Width** 498 mm | 19.606 in  
**Depth** 197 mm | 7.756 in  
**Length** 2688 mm | 105.827 in  
**Net Weight, antenna only** 44.5 kg | 98.106 lb  
**TDD Column Spacing** 58 mm | 2.283 in


## Array Layout



Array ID	Frequency (MHz)	RF Connector	RET (SRET)	AISG No.	AISG RET UID
R1	694-960	1 - 2	1	AISG1	CPxxxxxxxxxxxxxxxxR1
R2	694-960	3 - 4	2	AISG1	CPxxxxxxxxxxxxxxxxR2
Y1	1695-2690	5 - 6	3	AISG1	CPxxxxxxxxxxxxxxxxY1
Y2	1695-2690	7 - 8	4	AISG1	CPxxxxxxxxxxxxxxxxY2
Y3	1695-2690	9 - 10	5	AISG1	CPxxxxxxxxxxxxxxxxY3
Y4	1695-2690	11 - 12	6	AISG1	CPxxxxxxxxxxxxxxxxY4
P1	2300-3800	13 - 20	7	AISG1	CPxxxxxxxxxxxxxxxxP1

(Sizes of colored boxes are not true depictions of array sizes)

## Port Configuration



# RRV4Q4-65D-R7

## Electrical Specifications

<b>Impedance</b>	50 ohm
<b>Operating Frequency Band</b>	1695 – 2690 MHz   2300 – 3800 MHz   694 – 960 MHz
<b>Polarization</b>	±45°
<b>Total Input Power, maximum</b>	900 W @ 50 °C

## Electrical Specifications

	<b>R1-R2</b>	<b>R1-R2</b>	<b>R1-R2</b>	<b>Y1-Y4</b>	<b>Y1-Y4</b>	<b>Y1-Y4</b>	<b>P1</b>	<b>P1</b>
<b>Frequency Band, MHz</b>	<b>694–790</b>	<b>790–890</b>	<b>890–960</b>	<b>1695–1920</b>	<b>1920–2200</b>	<b>2300–2690</b>	<b>2300–2690</b>	<b>3400–3800</b>
<b>RF Port</b>	1-4	1-4	1-4	5-12	5-12	5-12	13-20	13-20
<b>Gain, dBi</b>	15.8	16.2	16.4	15.8	17	17.6	15.9	16.6
<b>Gain at Mid Tilt, dBi</b>	15.6	16	16.3	15.6	16.7	17.4	15.2	16
<b>Beamwidth, Horizontal, degrees</b>	71	64	63	70	62	59	88	64
<b>Beamwidth, Vertical, degrees</b>	8.9	8	7.3	7.4	6.5	5.4	6	5.1
<b>Beam Tilt, degrees</b>	2–12	2–12	2–12	2–12	2–12	2–12	2–12	2–12
<b>USLS (First Lobe), dB</b>	16	16	16	16	16	16	14	14
<b>Front-to-Back Ratio at 180°, dB</b>	30	30	30	30	30	30	30	28
<b>Coupling level, Amp, Antenna port to Cal port, dB</b>							26	26
<b>Coupling level, max Amp Δ, Antenna port to Cal port, dB</b>							±2	±2
<b>Coupler, max Amp Δ, Antenna port to Cal port, dB</b>							0.9	0.9
<b>Coupler, max Phase Δ, Antenna port to Cal port, degrees</b>							7	7
<b>Isolation, Cross Polarization, dB</b>	28	28	28	25	25	25	23	23
<b>Isolation, Inter-band, dB</b>	28	28	28	25	25	25	25	25
<b>Isolation, Co-polarization, dB</b>							20	20
<b>VSWR   Return loss, dB</b>	1.5 14.0	1.5 14.0	1.5 14.0	1.5 14.0	1.5 14.0	1.5 14.0	1.5 14.0	1.5 14.0
<b>PIM, 3rd Order, 2 x 20 W, dBc</b>	-150	-150	-150	-150	-150	-150	-140	-140
<b>Input Power per Port at 50°C, maximum, watts</b>	300	300	300	250	250	200	75	75

# RRV4Q4-65D-R7

## Electrical Specifications, Broadcast 65°

Frequency Band, MHz	2300-2690	3400-3800
Gain, dBi	17.7	17.4
Beamwidth, Horizontal, degrees	65	65
Beamwidth, Vertical, degrees	5.9	5.1
Front-to-Back Total Power at 180° ± 30°, dB	28	25
USLS (First Lobe), dB	14	15

## Electrical Specifications, Envelope Pattern

Frequency Band, MHz	2300-2690	3400-3800
Gain, dBi	20.4	21.8
Beamwidth, Horizontal at 10 dB, degrees	125	120
Beamwidth, Vertical at 3 dB, degrees	5.9	5.1
Front-to-Back Total Power at 180° ± 30°, dB	28	27
USLS (First Lobe), dB	15	15

## Electrical Specifications, Service Beam

Frequency Band, MHz	2300-2690	3400-3800
Steered 0° Gain, dBi	20.5	21.8
Steered 0° Beamwidth, Horizontal, degrees	24	18
Steered 0° Front-to-Back Total Power at 180° ± 30°, dB	30	29
Steered 0° Horizontal Sidelobe, dB	12	13
Steered 30° Gain, dBi	20	19.9
Steered 30° Beamwidth, Horizontal, degrees	28	22
Steered 30° Front-to-Back Total Power at 180° ± 30°, dB	30	25

## Electrical Specifications, Soft Split

Frequency Band, MHz	2300-2690
Gain, dBi	19.7

# RRV4Q4-65D-R7

<b>Beamwidth, Horizontal, degrees</b>	30
<b>Front-to-Back Total Power at 180° ± 30°, dB</b>	30
<b>Horizontal Sidelobe, dB</b>	18

## Mechanical Specifications

<b>Wind Loading @ Velocity, frontal</b>	944.0 N @ 150 km/h (212.2 lbf @ 150 km/h)
<b>Wind Loading @ Velocity, lateral</b>	292.0 N @ 150 km/h (65.6 lbf @ 150 km/h)
<b>Wind Loading @ Velocity, maximum</b>	1,130.0 N @ 150 km/h (254.0 lbf @ 150 km/h)
<b>Wind Loading @ Velocity, rear</b>	650.0 N @ 150 km/h (146.1 lbf @ 150 km/h)
<b>Wind Speed, maximum</b>	241 km/h (150 mph)

## Packaging and Weights

<b>Width, packed</b>	565 mm   22.244 in
<b>Depth, packed</b>	309 mm   12.165 in
<b>Length, packed</b>	2935 mm   115.551 in
<b>Weight, gross</b>	65 kg   143.3 lb

## Regulatory Compliance/Certifications

<b>Agency</b>	<b>Classification</b>
CHINA-ROHS	Below maximum concentration value
REACH-SVHC	Compliant as per SVHC revision on <a href="http://www.andrew.com/ProductCompliance">www.andrew.com/ProductCompliance</a>
ROHS	Compliant
UK-ROHS	Compliant



## Included Products

BSAMNT-3	-	Wide Profile Antenna Downtilt Mounting Kit for 2.4 - 4.5 in (60 - 115 mm) OD round members. Kit contains one scissor top bracket set and one bottom bracket set.
BSAMNT-M	-	Middle Downtilt Mounting Kit for Long Antennas for 2.4 - 4.5 in (60 - 115 mm) OD round members. Kit contains one scissor bracket set.

## \* Footnotes

<b>Performance Note</b>	Severe environmental conditions may degrade optimum performance
-------------------------	---

# BSAMNT-3



Wide Profile Antenna Downtilt Mounting Kit for 2.4 - 4.5 in (60 - 115 mm) OD round members. Kit contains one scissor top bracket set and one bottom bracket set.

## Product Classification

**Product Type** Downtilt mounting kit

## General Specifications

**Application** Outdoor

**Color** Silver

## Dimensions

**Compatible Diameter, maximum** 115 mm | 4.528 in

**Compatible Diameter, minimum** 60 mm | 2.362 in

**Weight, net** 6.2 kg | 13.669 lb

## Material Specifications

**Material Type** Galvanized steel

## Packaging and Weights

**Included** Brackets | Hardware

**Packaging quantity** 1

**Weight, gross** 6.4 kg | 14.11 lb

## Regulatory Compliance/Certifications

Agency	Classification
CE	Compliant with the relevant CE product directives
CHINA-ROHS	Below maximum concentration value
ISO 9001:2015	Designed, manufactured and/or distributed under this quality management system
REACH-SVHC	Compliant as per SVHC revision on <a href="http://www.andrew.com/ProductCompliance">www.andrew.com/ProductCompliance</a>
ROHS	Compliant
UK-ROHS	Compliant

# BSAMNT-3

---



# BSAMNT-M



Middle Downtilt Mounting Kit for Long Antennas for 2.4 - 4.5 in (60 - 115 mm) OD round members. Kit contains one scissor bracket set.

## Product Classification

**Product Type** Downtilt mounting kit

## General Specifications

**Application** Outdoor

**Color** Silver

## Dimensions

**Compatible Diameter, maximum** 115 mm | 4.528 in

**Compatible Diameter, minimum** 60 mm | 2.362 in

**Weight, net** 4.5 kg | 9.921 lb

## Material Specifications

**Material Type** Galvanized steel

## Packaging and Weights

**Included** Brackets | Hardware

**Packaging quantity** 1

## Regulatory Compliance/Certifications

Agency	Classification
CHINA-ROHS	Below maximum concentration value
ISO 9001:2015	Designed, manufactured and/or distributed under this quality management system
REACH-SVHC	Compliant as per SVHC revision on <a href="http://www.andrew.com/ProductCompliance">www.andrew.com/ProductCompliance</a>
ROHS	Compliant
UK-ROHS	Compliant

