

RRZZVV-65D-R6N43



12-port sector antenna, 4x 694–960, 4x 1427–2690 and 4x 1695–2690 MHz, 65° HPBW, 6x RET

- All Internal RET actuators are connected in “Cascaded SRET” configuration
- Excellent wind loading characteristics
- Retractable tilt indicator rods

General Specifications

Antenna Type	Sector
Band	Multiband
Color	Light Gray (RAL 7035)
Grounding Type	RF connector inner conductor and body grounded to reflector and mounting bracket
Performance Note	Outdoor usage
Radome Material	Fiberglass, UV resistant
Radiator Material	Low loss circuit board
Reflector Material	Aluminum
RF Connector Interface	4.3-10 Female
RF Connector Location	Bottom
RF Connector Quantity, high band	8
RF Connector Quantity, low band	4
RF Connector Quantity, total	12

Remote Electrical Tilt (RET) Information

RET Hardware	CommRET v2
RET Interface	8-pin DIN Female 8-pin DIN Male
RET Interface, quantity	2 female 2 male
Input Voltage	10–30 Vdc
Internal RET	High band (4) Low band (2)
Power Consumption, active state, maximum	8 W
Power Consumption, idle state, maximum	1 W
Protocol	3GPP/AISG 2.0 (Single RET)


RRZZVV-65D-R6N43

Dimensions

Width	430 mm 16.929 in
Depth	197 mm 7.756 in
Length	2769 mm 109.016 in
Net Weight, without mounting kit	44.7 kg 98.547 lb

RRZZVV-65D-R6N43

Array Layout




Array ID	Frequency (MHz)	RF Connector	RET (SRET)	AISG RET UID
R1	694-960	1 - 2	1	CPxxxxxxxxxxxxxxxxR1
R2	694-960	3 - 4	2	CPxxxxxxxxxxxxxxxxR2
Y1	1695-2690	5 - 6	3	CPxxxxxxxxxxxxxxxxY1
Y2	1427-2690	7 - 8	4	CPxxxxxxxxxxxxxxxxY2
Y3	1427-2690	9 - 10	5	CPxxxxxxxxxxxxxxxxY3
Y4	1695-2690	11 - 12	6	CPxxxxxxxxxxxxxxxxY4

(Sizes of colored boxes are not true depictions of array sizes)

RRZZVV-65D-R6N43

Port Configuration



Electrical Specifications

Impedance	50 ohm
Operating Frequency Band	1427 – 2690 MHz 1695 – 2690 MHz 694 – 960 MHz
Polarization	±45°
Total Input Power, maximum	900 W @ 50 °C

Electrical Specifications

Frequency Band, MHz	694–790	790–890	890–960	1427–1518	1695–2200	2300–2690	1695–2180	2300–2690
Gain, dBi	15.4	15.8	16.2	15.4	16.9	17.7	17.5	18.1
Beamwidth, Horizontal, degrees	67	63	58	69	64	60	63	60
Beamwidth, Vertical, degrees	7.9	7.2	6.6	7.7	6.1	4.8	5.9	4.9
Beam Tilt, degrees	2–12	2–12	2–12	2–12	2–12	2–12	2–12	2–12
USLS (First Lobe), dB	19	18	17	17	15	19	19	18
Front-to-Back Ratio at 180°, dB	29	32	32	31	32	30	32	31
Isolation, Cross Polarization, dB	25	25	25	25	25	25	25	25

RRZZVV-65D-R6N43

Isolation, Inter-band, dB	27	27	27	27	27	27	27	27
VSWR Return loss, dB	1.5 14.0	1.5 14.0	1.5 14.0	1.5 14.0	1.5 14.0	1.5 14.0	1.5 14.0	1.5 14.0
PIM, 3rd Order, 2 x 20 W, dBc	-150	-150	-150	-150	-150	-150	-150	-150
Input Power per Port at 50°C, maximum, watts	250	250	250	200	200	200	200	200

Electrical Specifications, BASTA

Frequency Band, MHz	694–790	790–890	890–960	1427–1518	1695–2200	2300–2690	1695–2180	2300–2690
Gain by all Beam Tilts, average, dBi	14.9	15.5	15.9	15	16.2	17.3	16.9	17.7
Gain by all Beam Tilts Tolerance, dB	±0.7	±0.6	±0.3	±0.3	±1	±0.5	±0.8	±0.5
Beamwidth, Horizontal Tolerance, degrees	±8.7	±5.5	±5.1	±6.6	±5.5	±5.3	±5.4	±3.7
Beamwidth, Vertical Tolerance, degrees	±0.4	±0.5	±0.3	±0.3	±0.8	±0.4	±0.6	±0.3
USLS, beampeak to 20° above beampeak, dB	14	15	15	13	14	17	15	15
Front-to-Back Total Power at 180° ± 30°, dB	22	24	24	22	26	25	26	26
CPR at Boresight, dB	22	23	24	18	17	14	19	17
CPR at Sector, dB	12	7	8	6	5	1	8	7

Mechanical Specifications

Wind Loading @ Velocity, frontal	680.0 N @ 150 km/h (152.9 lbf @ 150 km/h)
Wind Loading @ Velocity, lateral	347.0 N @ 150 km/h (78.0 lbf @ 150 km/h)
Wind Loading @ Velocity, maximum	1,020.0 N @ 150 km/h (229.3 lbf @ 150 km/h)
Wind Loading @ Velocity, rear	434.0 N @ 150 km/h (97.6 lbf @ 150 km/h)
Wind Speed, maximum	241 km/h (150 mph)

Packaging and Weights

Width, packed	530 mm 20.866 in
Depth, packed	356 mm 14.016 in
Length, packed	2897 mm 114.055 in
Weight, gross	64.4 kg 141.978 lb

Regulatory Compliance/Certifications

Agency	Classification
---------------	-----------------------

RRZZVV-65D-R6N43

CHINA-ROHS	Below maximum concentration value
ISO 9001:2015	Designed, manufactured and/or distributed under this quality management system
REACH-SVHC	Compliant as per SVHC revision on www.commscope.com/ProductCompliance
ROHS	Compliant
UK-ROHS	Compliant/Exempted



Included Products

- | | | |
|-----------|---|--|
| BSAMNT-4 | - | Wide Profile Antenna Downtilt Mounting Kit for 2.4 - 4.5 in (60 - 115 mm) OD round members. Kit contains one scissor top bracket set and one bottom bracket set. |
| BSAMNT-M4 | - | Middle Downtilt Mounting Kit for Long Antennas for 2.4 - 4.5 in (60 - 115 mm) OD round members. Kit contains one scissor bracket set. |

* Footnotes

Performance Note Severe environmental conditions may degrade optimum performance

BSAMNT-4



Wide Profile Antenna Downtilt Mounting Kit for 2.4 - 4.5 in (60 - 115 mm) OD round members. Kit contains one scissor top bracket set and one bottom bracket set.

Product Classification

Product Type Downtilt mounting kit

General Specifications

Application Outdoor

Color Silver

Dimensions

Compatible Diameter, maximum 115 mm | 4.528 in

Compatible Diameter, minimum 60 mm | 2.362 in

Weight, net 6.5 kg | 14.33 lb

Material Specifications

Material Type Galvanized steel

Packaging and Weights

Included Brackets | Hardware


Packaging quantity 1

Regulatory Compliance/Certifications

Agency	Classification
CHINA-ROHS	Below maximum concentration value
ISO 9001:2015	Designed, manufactured and/or distributed under this quality management system
REACH-SVHC	Compliant as per SVHC revision on www.commscope.com/ProductCompliance
ROHS	Compliant
UK-ROHS	Compliant



BSAMNT-M4



Middle Downtilt Mounting Kit for Long Antennas for 2.4 - 4.5 in (60 - 115 mm) OD round members. Kit contains one scissor bracket set.

Product Classification

Product Type Downtilt mounting kit

General Specifications

Application Outdoor

Color Silver

Dimensions

Compatible Diameter, maximum 115 mm | 4.528 in

Compatible Diameter, minimum 60 mm | 2.362 in

Weight, net 4.6 kg | 10.141 lb

Material Specifications

Material Type Galvanized steel

Packaging and Weights

Included Brackets | Hardware

Packaging quantity 1

Regulatory Compliance/Certifications

Agency	Classification
CHINA-ROHS	Below maximum concentration value
ISO 9001:2015	Designed, manufactured and/or distributed under this quality management system
REACH-SVHC	Compliant as per SVHC revision on www.commscope.com/ProductCompliance
ROHS	Compliant
UK-ROHS	Compliant

