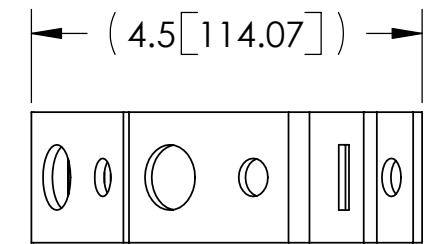
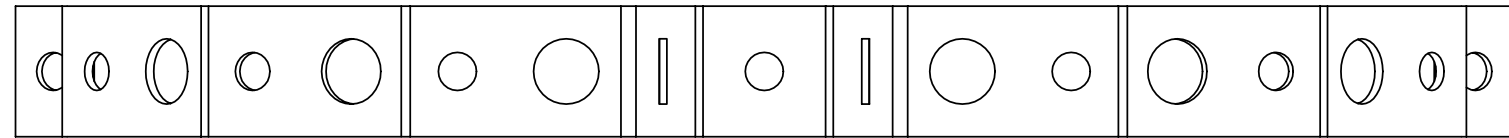
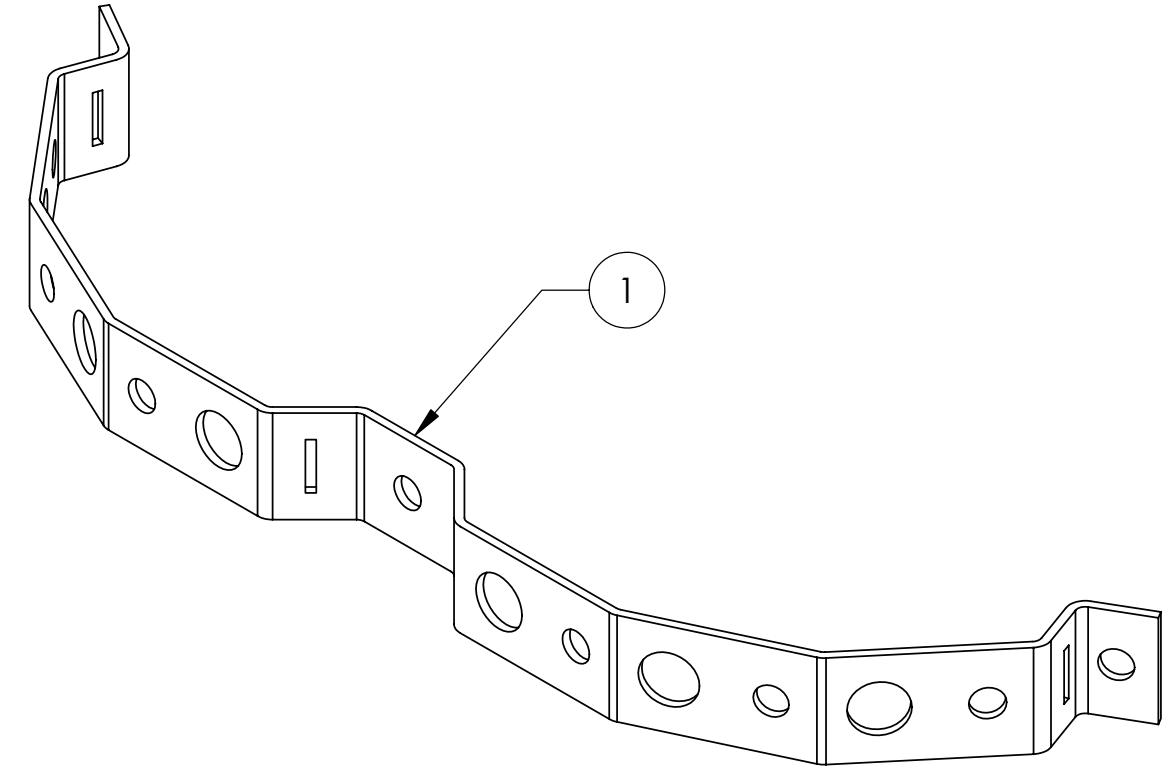
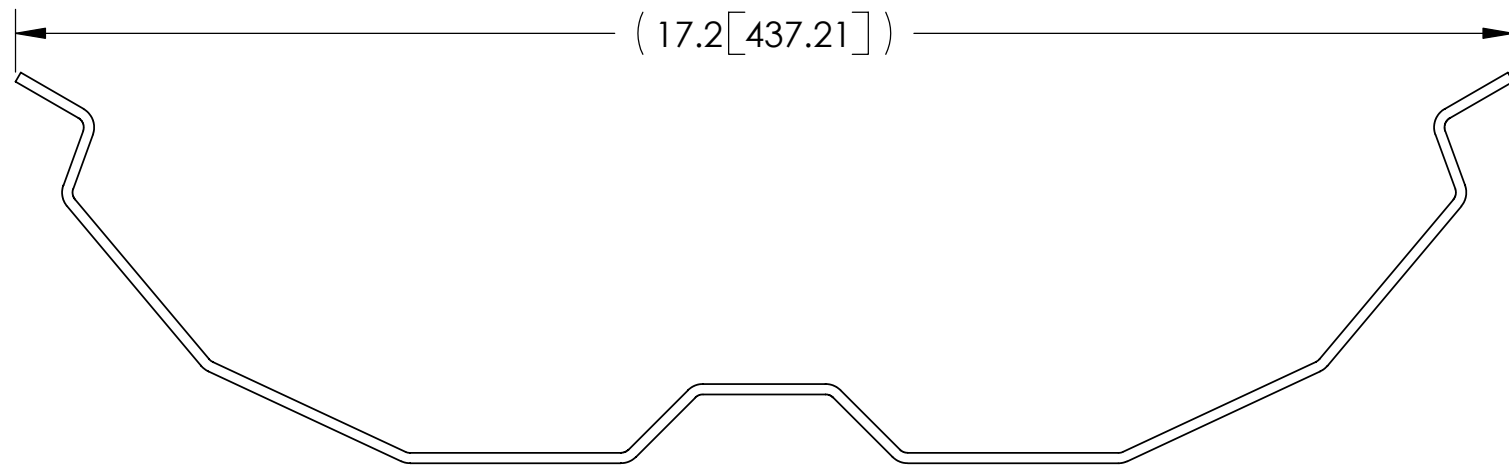


ITEM	PART NO.	DESCRIPTION	QTY.	WEIGHT
1	RMUSBG.01	ROUND MEMBER BRACKET	10	1.00 LBS

REVISIONS				
REV.	ZONE	DESCRIPTION	BY	DATE
A		INITIAL RELEASE	DMW	05/22/01
B		REDRAWN IN SOLID WORKS	AW	11/3/2005



These drawings and specifications are the proprietary property of ANDREW CORPORATION and may be used only for the specific purpose authorized in writing by Andrew Corporation.

ALL DIMENSIONS ARE IN INCHES U.O.S.
TOLERANCES UNLESS OTHERWISE SPECIFIED:

.X = ± .06 ANGLES ± 2°
.XX = ± .03 FRACTIONS ± 1/32
.XXX = ± .010

REMOVE BURRS AND BREAK EDGES .005

DO NOT SCALE THIS PRINT

DRAWN BY: AW	SHEET: 1 of 1
CHECKED BY: TP	SCALE: NTS
DATE: 05/22/01	MATERIAL: A36
REVISION: B	FINISH: GALV A123
	WEIGHT: 9.98 LBS

PART NUMBER: **RM-USBG**

DESCRIPTION: **ROUND MEMBER BRACKET (KIT OF 10)**

DRAWING TYPE: **ASSEMBLY DRAWING**

ORLAND PARK, IL. 60462
U.S.A.