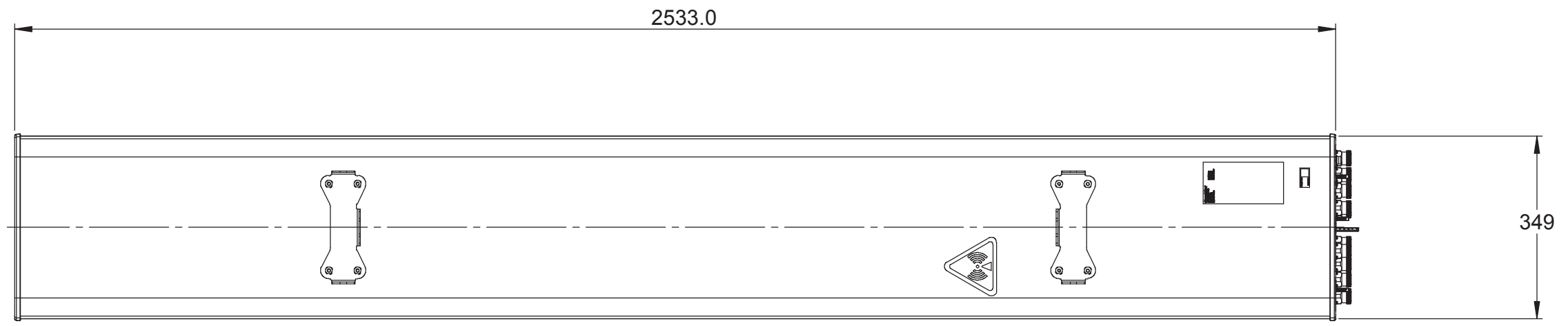
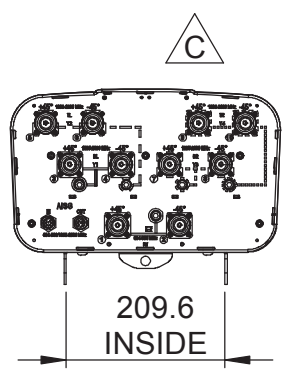
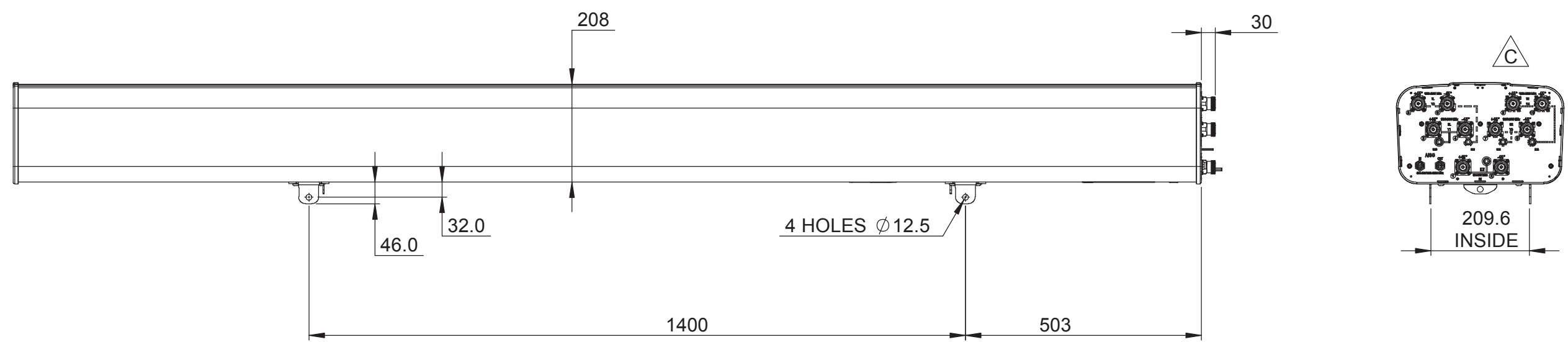


ZONE	REV.	ECR	DESCRIPTION	DRAWN BY	DATE
	A	8000007753	INITIAL ISSUE	B.D	17/04/2015
	B	8000010176	UPATE DRAWING WITH LATEST MODEL	B.D	23/09/2015
	C	8000010797	UPDATE DRAWING WITH LATEST MODEL	B.D	22/10/2015



RV4PX310R-V2

		DESCRIPTION: <b>PRODUCT DRAWING</b>		DWG REV <b>C</b>	
UNLESS OTHERWISE SPECIFIED DIMENSIONS ARE IN MILLIMETRES. TOLERANCES ARE: 0 - 20 $\pm 2$ HOLE $\phi$ $\pm 1$ >20-100 $\pm 2$ HOLE $\phi$ $\pm 1$ >100-200 $\pm 2$ ANGULAR $\pm 1^\circ$ >200 $\pm 2$		PART/DWG NUMBER: <b>RV4PX310R-V2-L</b>		DATE: 4/16/2015	
MATERIAL: N/A		3D MOD: B.D		SCALE: 1:10 A3	
FINISH: N/A		DRAWN: B.D		SHEET 1 OF 1	
DRAWN TO AS1100					