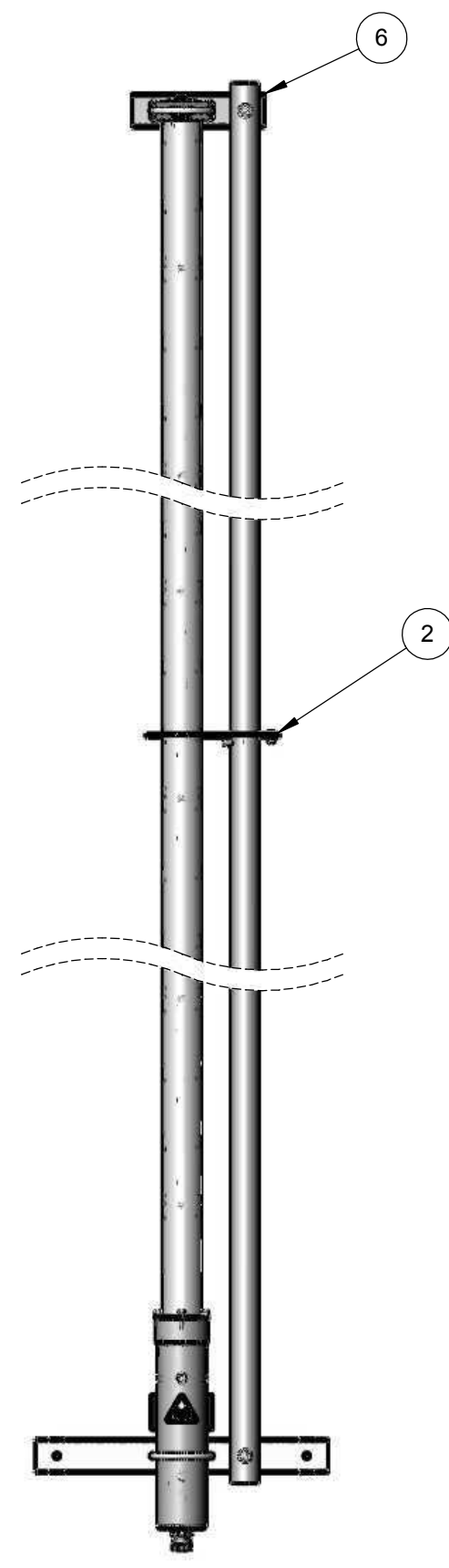
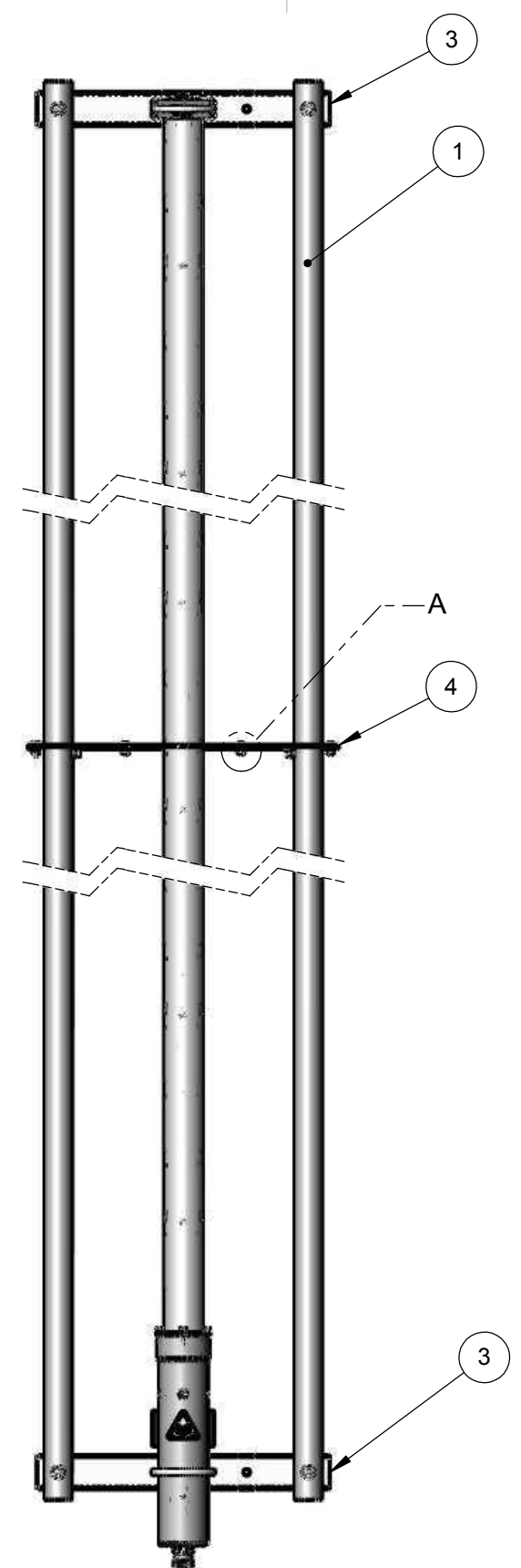


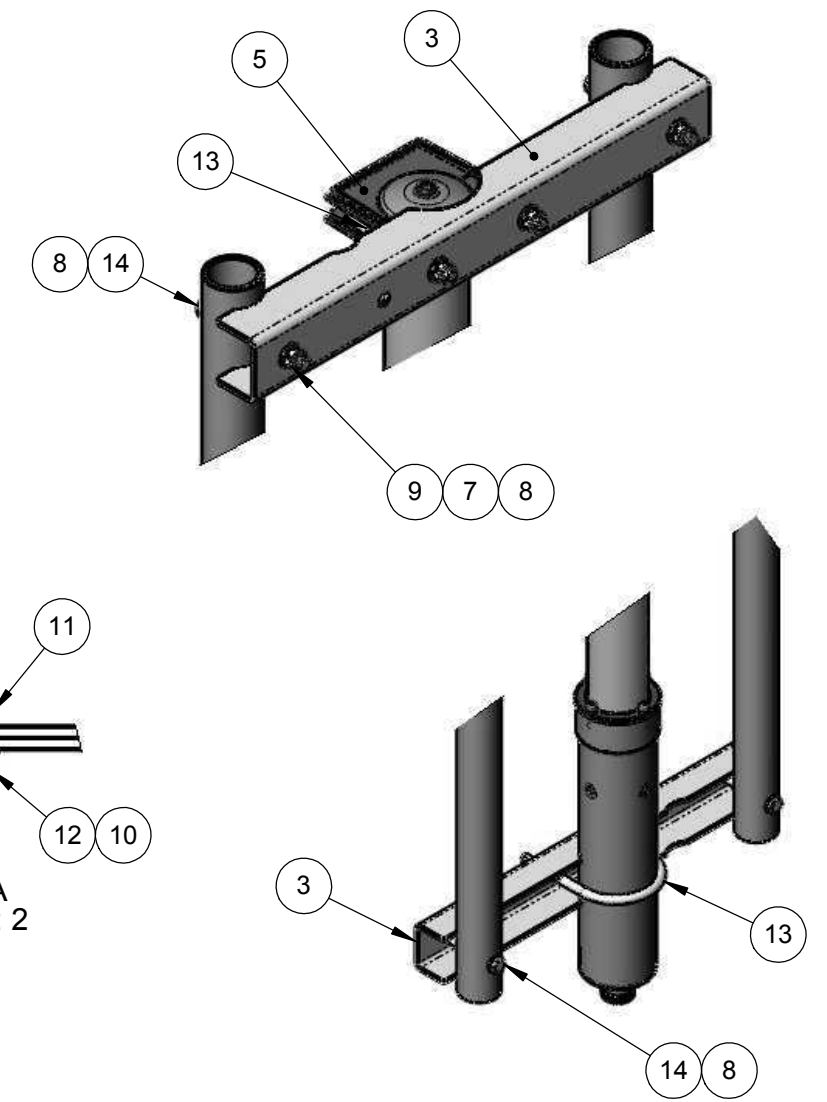
ZONE	REV.	ECR	DESCRIPTION	DRAWN BY	DATE
-	A	8000005914	INITIAL RELEASE		25/11/2014



CARDIOID CONFIGURATION



PEANUT CONFIGURATION



DETAIL A  
SCALE 1 : 2

ITEM NO.	QTY.	PART NO.	DESCRIPTION
14	4	I00838	BOLT M8x90 HEX H'D SS304
13	2	I00837	U BOLT M8 SS
12	4	I00106	NUT HEX M6 NYLON
11	4	I00105	SCREW M6 X 16 HEX H'D NYLON
10	4	I00101	WASHER FLAT M6 NYLON
9	8	I00059	NUT HEX M8 SS304
8	12	I00013	WASHER FLAT M8 SS304
7	8	I00003	WASHER LOCK SPRING M8 SS304
6	1	A288-1037	BRACKET REFLECTOR, SHORT
5	2	A288-1035	CAP CLAMP, OMNI
4	2	A288-1034	LEXAN PLATE, LONG
3	2	A288-1033	BRACKET REFLECTOR, LONG
2	2	A288-1032	LEXAN PLATE, SHORT
1	2	A288-1038	POLE REFLECTOR 10, EL ASS'Y

NOTES

- MATERIALS CONTAINED IN THIS PART SHALL COMPLY WITH RoHS PROCEDURE A996-0182.

**ARGUS** **COMMSCOPE** **CONFIDENTIAL**

UNLESS OTHERWISE SPECIFIED DIMENSIONS ARE IN MILLIMETRES. TOLERANCES ARE:

0 - 20	±0.1	HOLE Ø	±0.5
>20-100	±0.2	HOLE Ø	±0.5
>100-200	±0.5	ANGULAR	±0.5°
>200	± 1		

DRAWN TO AS1100

DESCRIPTION: UPK010SP  
 PART/DWG NUMBER: A288-7001  
 MATERIAL: N/A  
 FINISH: N/A

DWG REV: A  
 DATE: 25/11/2014  
 SCALE: 1:10 A3  
 DRAWN: G.J.  
 SHEET 1 OF 1