




## SA-ISO


PIM Isolator

Bulletin 7841070 Rev. A | Page 1 of 1

*CommScope Infrastructure Academy offers installation training.*



Position isolator over 3/4" hole in a cable ladder or tower adapter and push down until it snaps into place.



Snap hanger into isolator (2a). Always alternate hanger and isolator to prevent loose metal-to-metal contact. A maximum of 2 cable hangers can be stacked together as shown (left, 2b).



To remove isolator(3a), use the STRT-1 tool or pliers and press base pads together. Then pull away from the mount.



The STRT-1 tool is shown here (3b) with proper removal alignment on the base pads of the isolator.

Additional CommScope Materials	
Part Number	Description
STRT-1	Removal tool for SA-ISO
SSH-M	SnapStak Plus hanger for 14mm to 25mm cables
SSH-L	SnapStak Plus hanger for 25.1mm to 36mm cables
SSH-XL	SnapStak Plus hanger for 36.1mm to 51mm cables

### CommScope

1100 CommScope Place SE P.O. Box 339, Hickory, NC 28603-0339  
 (828) 324-2200 (800) 982-1708  
[www.commscope.com](http://www.commscope.com)

### Customer Service 24 hours

North America: +1-800-255-1479 (toll free)  
 Any country: +1-779-435-6500  
 email: [acicustomersupportcenter@commscope.com](mailto:acicustomersupportcenter@commscope.com)

Notice: CommScope disclaims any liability or responsibility for the results of improper or unsafe installation, inspection, maintenance, or removal practices.  
 Aviso: CommScope no acepta ninguna obligación ni responsabilidad como resultado de prácticas incorrectas o peligrosas de instalación, inspección, mantenimiento o retiro.  
 Avis : CommScope décline toute responsabilité pour les conséquences de procédures d'installation, d'inspection, d'entretien ou de retrait incorrectes ou dangereuses.  
 Hinweis: CommScope lehnt jede Haftung oder Verantwortung für Schäden ab, die aufgrund unsachgemäßer Installation, Überprüfung, Wartung oder Demontage auftreten.  
 Atenção: A CommScope abdica do direito de toda responsabilidade pelos resultados de práticas inadequadas e sem segurança de instalação, inspeção, manutenção ou remoção.  
 Avvertenza: CommScope declina eventuali responsabilità derivanti dall'esecuzione di procedure di installazione, ispezione, manutenzione e smontaggio improprie o poco sicure.  
 注意: CommScope 公司申明對於不恰當或不安全的安裝、檢驗、維修或拆卸操作所導致的後果不負任何義務和責任

