

TrueNet® TFP Series Rack Mount Fiber Panels

The rack mount TrueNet® Fiber Panel (TFP) is an integral part of the TrueNet® Fiber product portfolio. The TFP fiber panels can be ordered in one, two and five rack unit sizes and are completely modular to configure to a variety of applications. The unique modular adapter packs incorporate an angled adapter design to allow easy access to each port and superior cable management and bend radius protection.

Features

- TFP panels combine the unique features of vertical cable guides and angle-left/angle-right adapters, offering bend radius protection, intuitive routing and easy connector access
- Rear access makes field termination or splicing fast and efficient. 1U and 2U versions feature convenient sliding access to terminations and splicing.
- Sold separately for maximum flexibility with minimum lead time, TFP adapter packs can also be pre-configured at the factory for more efficient service turn-up
- 288-position high-density termination/splice in the space of just five rack units (8.75-inch)
- Panels are equipped with adjustable mounting brackets to provide either 19- or 23-inch rack or cabinet mounting (EIA or WECCO) as well as 4- or 5-inch recess mounting
- Field-installable vertical cable guides on either side of the panel provide bend radius protection and management of fibers exiting the panel

Applications and Benefits

- Best suited for rack or cabinet mounting in Horizontal and Equipment Distribution Areas
- Modularity, functionality and density make the TFP ideal for mounting in close proximity to servers, switches, routers and SANs.

TFP Fast Facts

	Size in Rack Units			
	1	2	4	5
Maximum Density				
LC connector:	48	96	192	288
SC style connector:	24	48	96	144
Adapter Pack Configuration:	2 modular adapter packs: 1 angle right/ 1 angle left	4 modular adapter packs: 2 angle right/ 2 angle left	8 modular adapter packs: 4 angle right/ 4 angle left	12 modular adapter packs: 6 angle right/ 6 angle left
Compatible with CommScope Glide?	Yes—vertical cable guide with the panel can be removed.			
Best Application:	Cabinets near servers, switches, routers, SANs			
Features at a Glance:	Angled left / right adapters, highest density with maximum cable management features.			

Specifications

Storage/operating temperature: 40 to 85 °C (-40 to 185 F)

Approximate weight (empty panel):

- 1 RU model:** 10.25 lbs
- 2 RU model:** 8.25 lbs
- 5 RU model:** 15.86 lbs


Panel Configurations

TFP chassis utilize modular adapter packs that are unique to either the right or left position of the chassis. The left/right position must be specified to ensure proper adapter orientation and color order in the backplane. The information below illustrates the various configurations for the three TFP chassis.

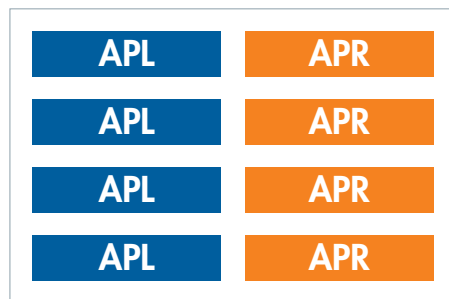
1 RU Chassis




2 RU Chassis



4 RU Chassis



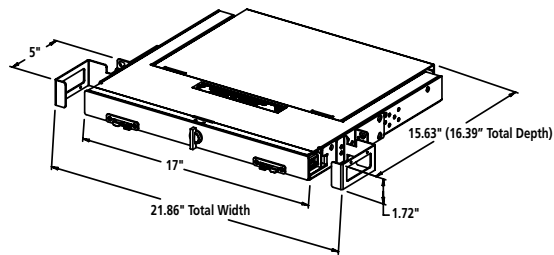
5 RU Chassis



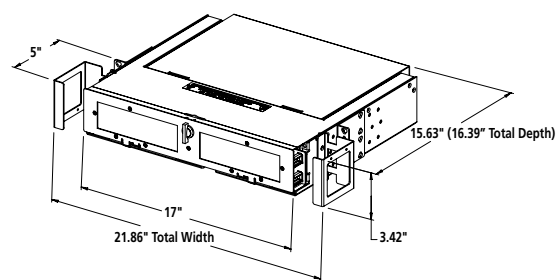
APL = angle left adapter pack
APR = angle right adapter pack

Chassis Dimensions

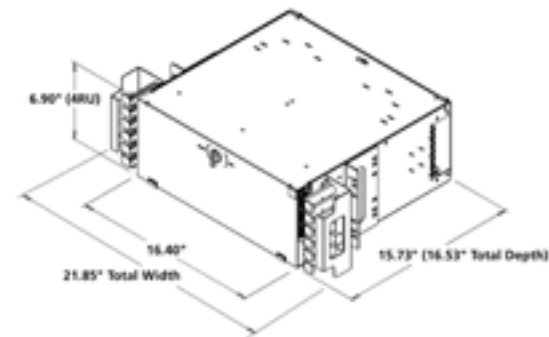
1 RU Chassis



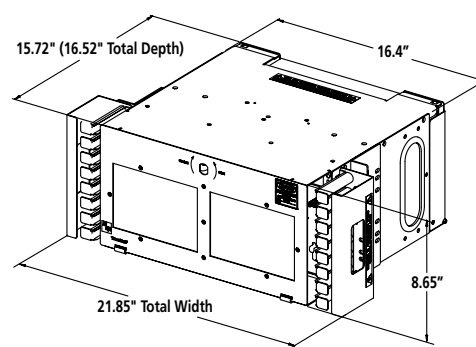
2 RU Chassis



4 RU Chassis



5 RU Chassis



Note:

"Total width" includes removable/reconfigurable features such as cable management and brackets.

"Total depth" includes external features such as doors, latches, and hinges.

TFP Empty Chassis

The TFP chassis can be purchased without adapter packs. In this form, the end-user can mix and match any combinations of modular TFP adapter packs or simply utilize a “grow as you go” approach to their network.

Ordering Information

Product Description	Dimensions	Catalog Number
Termination only rack or cabinet mount panel, black		
1 RU empty panel, black; accommodates 1 angle left and 1 angle right adapter packs; T-handle latch close	1.75"	TFP-1TT00-000B
2 RU empty panel, black; accommodates 2 angle LEFT and 2 angle RIGHT adapter packs; T-handle latch close	3.50"	TFP-2TT00-000B
4 RU empty panel, black; accommodates 4 angle LEFT and 4 angle RIGHT adapter packs; T-handle latch close	7.00"	TFP-4TT00-000B
5 RU empty panel, black; accommodates 6 angle LEFT and 6 angle RIGHT adapter packs; T-handle latch close	8.75"	TFP-5TT00-000B
Accessories		
Heat Shrink Fusion Splice Tray		FSTHS-48
Velcro Kit for Splice Tray		TFP-VELSTP
Blank plates		TFP-00APOO

TFP Standard Adapter Packs

The TFP offers a variety of standard modular adapter packs to accommodate most applications. The modular design is user-friendly and offers maximum flexibility to the end-user. CommScope's standard adapter pack offerings are multimode LC (beige), multimode LC (aqua), multimode SC duplex (beige), multimode SC duplex (aqua), singlemode LC and singlemode SC adapters with and without pigtails. (For other adapter pack offerings, see the custom configuration section).

The TFP modular adapter packs can only be used with the TFP panels. Each adapter pack contains labels that make it able to be loaded correctly in only one side of the panel. These craft friendly labels help insure correct installation. The TFP adapter packs are not interchangeable with RMG, WMG, FL1000 or FL2000 panels.

Ordering Information

Description (Series)	Color	Pack Orientation	Catalog Number
OM1/OM2 Multimode Adapter Only Packs			
SC duplex adapters 6 adapters or 12 fiber ports per adapter pack	Beige	Left	TFP-12APLC3
		Right	TFP-12APRC3
LC adapters, 12 adapters or 24 fiber ports per adapter pack	Beige	Left	TFP-24APLQ1
		Right	TFP-24APRQ1
SC duplex adapters, 6 adapters or 12 fiber ports per adapter pack ¹	Aqua	Left	TFP-12APLC4
		Right	TFP-12APRC4
LC adapters, 12 adapters or 24 fiber ports per adapter pack ¹	Aqua	Left	TFP-24APLQ2
		Right	TFP-24APRQ2
Singlemode Adapter Only Packs			
SC UPC duplex adapters, blue color, 6 adapters or 12 fiber ports per adapter pack	Blue	Left	TFP-12APLC8
		Right	TFP-12APRC8
LC UPC adapters, blue color, 12 adapters or 24 fiber ports per adapter pack	Blue	Left	TFP-24APLQ5
		Right	TFP-24APRQ5
OM3 Multimode Adapter Packs with Stranded Pigtails			
SC duplex adapters, 6 adapters or 12 fiber ports per adapter pack	Aqua	Left	TFP-12APLC4DE3
		Right	TFP-12APRC4DE3
LC adapters, 12 adapters or 24 fiber ports per adapter pack	Aqua	Left	TFP-24APLQ2DE3
		Right	TFP-24APRQ2DE3
Singlemode Adapter Packs with Singlemode Pigtails			
SC UPC duplex adapters, 6 adapters or 12 fiber ports per adapter pack	Blue	Left	TFP-12APLC8SB3
		Right	TFP-12APRC8SB3
LC UPC adapters, blue color, 12 adapters or 24 fiber ports per adapter pack	Blue	Left	TFP-24APLQ5SB3
		Right	TFP-24APRQ5SB3

¹ CommScope recommends the use of aqua colored adapters with laser-optimized multimode fiber for 10 Gigabit applications for circuit identification.

TFP Custom Adapter Packs

CommScope's TFP modular adapter packs are also available in additional adapter styles of 3 meter pigtails. Please note, these products are non-standard or custom configurations based on the end user's needs.



Catalog Number

TFP - X X AP X X X X X X

Number of Fiber Ports

12	12 fiber ports: 6 LC adapters; 6 SC duplex adapters; 12 ST adapters
24	24 fiber ports: 12 LC adapters

Pack Orientation

L	angle left
R	angle right

Adapter Style

Multimode Connectors	
C3	SC duplex (beige)
C4	SC duplex (aqua)
Q1	LC (beige)
Q2	LC (aqua)
T1	ST®
Singlemode Connectors	
C8	SC UPC duplex (blue)
A2	SC APC duplex (green)
Q5	LC UPC (blue)
T2	ST UPC

Pigtail Length

Leave Blank	Adapters only
3	3 meter pigtails

Pigtail Type

Leave Blank	Adapters only
B	Singlemode stranded
E	Multimode stranded

Fiber Size


Leave Blank	Adapters only
B	OM1 - 62.5/125 Multimode
D	OM3 - 50/125 LOMMF 300m
S	Singlemode

TrueNet® TFP Rack Mount Fiber Panels

Custom TFP Pre-configured Termination/Splice Fiber Panels

TFP fiber panels are available to be shipped with factory installed adapter packs and/or preterminated pigtail assemblies which simplifies the ordering process and reduces installation and costs. These products are non-standard or custom configurations based on the end user's needs.

* Not all configurations available. Please call customer service for additional information.



Catalog Number

TFP - X X X X X - X X X B

Panel Size

1T	1U (1.75")	Accommodates 2 adapter packs; Thandle latch
1L	1U (1.75")	Accommodates 2 adapter packs; key-lock latch
2T	2 RU (3.50")	Accommodates 4 adapter packs; Thandle latch
2L	2U (3.50")	Accommodates 4 adapter packs; key-lock latch
4T	4 RU (7.00")	Accommodates 8 adapter packs; Thandle latch close
4L	4 RU (7.00")	Accommodates 8 adapter packs; key-lock latch
5T	5 RU (8.75")	Accommodates 12 adapter packs; Thandle latch
5L	5 RU (8.75")	Accommodates 12 adapter packs; key-lock latch

Panel/Pigtail Type

A	Termination only with adapter packs, no pigtails
P	Termination/Splice with adapter packs with singlemode stranded pigtails
D	Termination/Splice with adapter packs with OM3 - 50/125 LOMMF 300m pigtails
E	Termination/Splice with adapter packs with OM1 - 62.5/125 multimode stranded pigtails

Splice Deck Type

0	None
1	Heat shrink fusion

Loaded Adapter Packs

02	2 adapter packs loaded
04	4 adapter packs loaded
06	6 adapter packs loaded
08	8 adapter packs loaded
12	12 adapter packs loaded

Connector Style

Multimode Connectors	
C3	SC duplex (beige)
C4	SC duplex (aqua)
Q1	LC (beige)
Q2	LC (aqua)
T1	ST®
Singlemode Connectors	
C8	SC UPC duplex (blue)
A2	SC APC duplex (green)
Q5	LC UPC (blue)
T2	ST UPC



www.commscope.com

Visit our website or contact your local CommScope representative for more information.

© 2015 CommScope, Inc. All rights reserved.

TrueNet and all trademarks identified by ® or ™ are registered trademarks or trademarks, respectively, of CommScope, Inc. This document is for planning purposes only and is not intended to modify or supplement any specifications or warranties relating to CommScope products or services.

PS-103063-AE (10/15) [Revised from 103063AE]