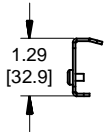
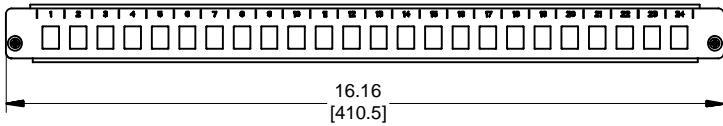
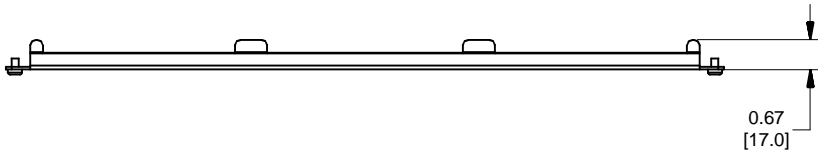


MATERIAL ID	DESCRIPTION
760232439	SD - 1U - 24SC - SPLX - EMT

NOTES:

1. SEE SYSTIMAX CATALOG FOR PART NUMBER SUFFIXES TO INDICATE COLOR/PKG.
2. SEE SYSTIMAX CATALOG FOR COMPLETE LIST OF PARTS RELATED TO THE USE OF THIS PRODUCT.
3. DIMENSIONS IN PARENTHESES ARE IN METRIC[MM].
4. PART INCLUDES:
 (1) PANEL, BULKHEAD - 24SC SPLX
 (2) SCREW, 8-32 X 1/4, PAN HEAD, PHILIPS, STEEL, BLACK ZINC



SD - 1U - 24SC - SPLX - EMT	
COMMScope, INC OF NORTH CAROLINA	
SYSTIMAX® SOLUTIONS	
DRAWN BY JW	
DATE 15-MAR-2017	DWG NO 760232439

1	15-MAR-2017		INITIAL ISSUE	NCF
REV	DATE	ECR	DESCRIPTION	APPROVED BY