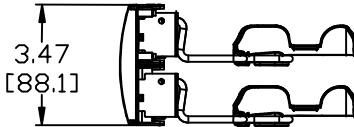
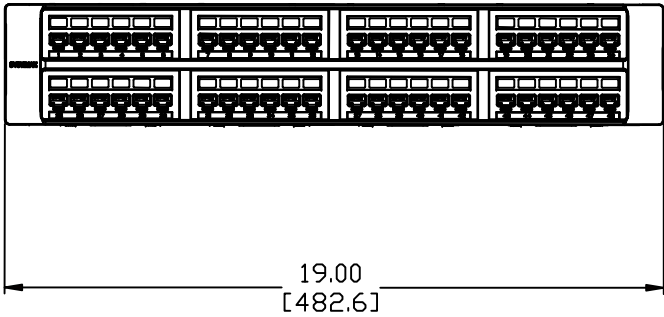
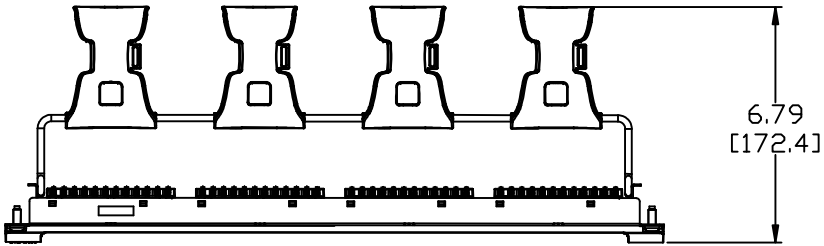


MATERIAL ID	DESCRIPTION
760152595	360 1100 GS6 EVOLVE PANEL - 48 PORT



NOTES:

- SEE SYSTIMAX CATALOG FOR PART NUMBER SUFFIXES TO INDICATE COLOR/PKG.
- SEE SYSTIMAX CATALOG FOR COMPLETE LIST OF PARTS RELATED TO THE USE OF THIS PRODUCT.
- DIMENSIONS IN PARENTHESES ARE IN METRIC.
- PART INCLUDES:
 (1) 360 1100 GS6 ENOLVE PANEL 2U
 (1) 360 FACE
 (2) 360 REAR CABLE MANAGEMENT
 (4) SCREW
 (1) LABEL KIT
 (56) TERMINATION MANAGER

360-IPR-1100-E-GS6-2U-48	
COMMScope, INC OF NORTH CAROLINA	
SYSTIMAX® SOLUTIONS	
DRAWN BY DJ	DWG NO 760152595
DATE 12/27/2010	

REV	DATE	ECR	DESCRIPTION	APPROVED BY
1	12/27/10		INITIAL ISSUE	SH