


STX61742Q-43 | E14F10P64



Compact Quad Triplexer 617-960/1695-2700/3400- 4200 MHz, 4.3-10 connectors

- New Combining Solution to introduce 5G, 3.5GHz band
- BTS-to-feeder and feeder-to-antenna application
- New 4.3-10 connectors for improved PIM performance and size reduction
- dc/AISG pass-through on low frequency ports
- Suitable for space limited applications like Metro Cell, Lamp Pole, Concealment Solution and Macro Site
- Ideal for small cell applications

Product Classification

Product Type Triplexer

General Specifications

Color Gray

Common Port Label COMM

Modularity 4-Quad

Mounting Pole | Wall

Mounting Pipe Hardware Band clamps (2)

RF Connector Interface 4.3-10 Female

RF Connector Interface Body Style Long neck

Dimensions

Height 118 mm | 4.646 in

Width 228 mm | 8.976 in

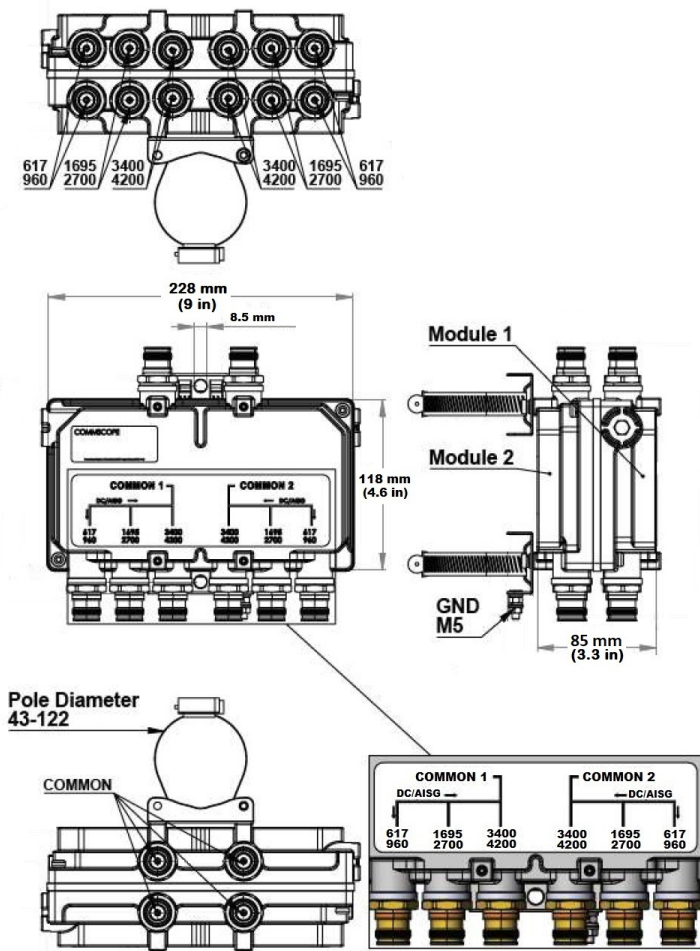
Depth 85 mm | 3.346 in

Ground Screw Diameter 5 mm | 0.197 in

Mounting Pipe Diameter Range 42.6–122 mm

Outline Drawing

STX61742Q-43 | E14F10P64



Electrical Specifications

Impedance	50 ohm
License Band, Band Pass	APT 700 AWS 1700 CEL 850 CEL 900 DCS 1800 EDD 800 IMT 2100 IMT 2600 LMR 750 LMR 800 LMR 900 PCS 1900 TDD 2000 TDD 2300 TDD 2600 TDD 3500 USA 600 USA 700 USA 750 WCS 2300

Electrical Specifications, dc Power/Alarm

dc/AISG Pass-through Method	Factory set
dc/AISG Pass-through Path	Branch 1
dc/AISG Pass-through, combiner	Branch 1
Lightning Surge Current	5 kA
Lightning Surge Current Waveform	8/20 waveform

STX61742Q-43 | E14F10P64

Voltage

7–32 Vdc

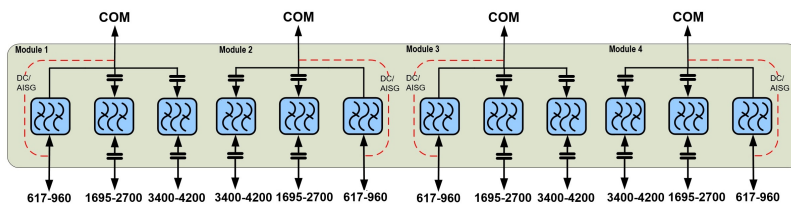
Electrical Specifications

Sub-module	1 2 3 4	1 2 3 4	1 2 3 4
Branch	1	2	3
Port Designation	617-960	1695-2700	3400-4200
License Band	APT 700, Band Pass USA 700, Band Pass USA 750, Band Pass USA 600, Band Pass CEL 850, Band Pass CEL 900, Band Pass EDD 800, Band Pass	PCS 1900, Band Pass WCS 2300, Band Pass TDD 2000, Band Pass AWS 1700, Band Pass TDD 2300, Band Pass TDD 2600, Band Pass DCS 1800, Band Pass IMT 2100, Band Pass IMT 2600, Band Pass	TDD 3500, Band Pass

Electrical Specifications, Band Pass

Frequency Range, MHz	617–960	1695–2700	3400–4200
Insertion Loss, typical, dB	0.15	0.15	0.15
Total Group Delay, maximum, ns	8	8	8
Return Loss, typical, dB	20	20	20
Isolation, minimum, dB	35	35	35
Input Power, RMS, maximum, W	160	160	160
Input Power, PEP, maximum, W	1600	1600	1600
3rd Order PIM, maximum, dBc	-161	-161	-145
3rd Order PIM Test Method	Two +43 dBm carriers	Two +43 dBm carriers	Two +43 dBm carriers

Block Diagram



Mechanical Specifications

Wind Loading @ Velocity, frontal	34.0 N @ 150 km/h (7.6 lbf @ 150 km/h)
Wind Loading @ Velocity, lateral	8.0 N @ 150 km/h (1.8 lbf @ 150 km/h)

STX61742Q-43 | E14F10P64

Environmental Specifications

Operating Temperature	-40 °C to +65 °C (-40 °F to +149 °F)
Relative Humidity	Up to 100%
Corrosion Test Method	IEC 60068-2-11, 30 days
Ingress Protection Test Method	IEC 60529:2001, IP67

Packaging and Weights

Included	Mounting hardware
Mounting Hardware Weight	0.2 kg 0.441 lb
Volume	2.3 L
Weight, with mounting hardware	4.85 kg 10.692 lb
Weight, without mounting hardware	4.65 kg 10.251 lb