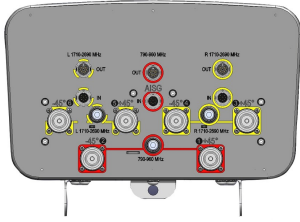


CVVPX308.10R3



6-port sector antenna, 2x 790–960 and 4x 1710–2690 MHz, 65° HPBW, 3x RET with manual override.

- Integrated Internal Remote Electrical Tilt (RET), with independent control of electrical tilt with manual override on all arrays

OBSOLETE

This product was discontinued on: March 27, 2020

General Specifications

Antenna Type	Sector
Band	Multiband
Grounding Type	RF connector inner conductor and body grounded to reflector and mounting bracket
Performance Note	Outdoor usage
Radome Material	ASA, UV stabilized
Radiator Material	Low loss circuit board
Reflector Material	Aluminum
RF Connector Interface	7-16 DIN Female
RF Connector Location	Bottom
RF Connector Quantity, high band	4
RF Connector Quantity, low band	2
RF Connector Quantity, total	6

Remote Electrical Tilt (RET) Information


RET Interface	8-pin DIN Female 8-pin DIN Male
RET Interface, quantity	3 female 3 male
Input Voltage	10–30 Vdc
Internal RET	High band (2) Low band (1)
Power Consumption, idle state, maximum	2 W
Power Consumption, normal conditions, maximum	13 W
Protocol	3GPP/AISG 2.0 (Single RET)

CVVPX308.10R3

Dimensions

Width	354 mm 13.937 in
Depth	210 mm 8.268 in
Length	2025 mm 79.724 in
Net Weight, without mounting kit	26.1 kg 57.541 lb

Array Layout



Array	Freq (MHz)	Conns	RET (SRET)	AISG RET UID
R1	790-960	1-2	1	ARxxxxxxxxxxxxxxxxx1
Y1	1710-2690	3-4	2	ARxxxxxxxxxxxxxxxxx2
Y2	1710-2690	5-6	3	ARxxxxxxxxxxxxxxxxx3

Left Bottom Right

(Sizes of colored boxes are not true depictions of array sizes)

Electrical Specifications

Impedance	50 ohm
Operating Frequency Band	1710 – 2690 MHz 790 – 960 MHz
Polarization	±45°

Electrical Specifications

Frequency Band, MHz	790–890	890–960	1710–1920	1920–2180	2300–2690
Gain, dBi	15.5	15.9	16.5	17.1	17.8
Beamwidth, Horizontal, degrees	65	64	61	60	62.6
Beamwidth, Vertical, degrees	11.2	10.3	8.3	7.4	5.9
Beam Tilt, degrees	0–10	0–10	0–10	0–10	0–10
USLS (First Lobe), dB	18	18	18	18	18
Front-to-Back Ratio at 180°,	27	28	30	35	33

CVVPX308.10R3

dB

Isolation, Cross Polarization, dB	25	25	25	25	25
Isolation, Inter-band, dB	30	30	30	30	30
VSWR Return loss, dB	1.43 15.0	1.43 15.0	1.5 14.0	1.5 14.0	1.5 14.0
PIM, 3rd Order, 2 x 20 W, dBc	-150	-150	-150	-150	-150
Input Power per Port, maximum, watts	300	300	250	250	250

Mechanical Specifications

Wind Loading @ Velocity, frontal	904.0 N @ 150 km/h (203.2 lbf @ 150 km/h)
Wind Loading @ Velocity, lateral	348.0 N @ 150 km/h (78.2 lbf @ 150 km/h)
Wind Loading @ Velocity, rear	929.0 N @ 150 km/h (208.8 lbf @ 150 km/h)
Wind Speed, maximum	241 km/h (150 mph)

Packaging and Weights

Width, packed	420 mm 16.535 in
Depth, packed	320 mm 12.598 in
Length, packed	2210 mm 87.008 in
Weight, gross	43 kg 94.799 lb

Regulatory Compliance/Certifications

Agency	Classification
CE	Compliant with the relevant CE product directives
CHINA-ROHS	Below maximum concentration value
ISO 9001:2015	Designed, manufactured and/or distributed under this quality management system
REACH-SVHC	Compliant as per SVHC revision on www.commscope.com/ProductCompliance
ROHS	Compliant
UK-ROHS	Compliant



Included Products

T-029-GL-E	–	Adjustable Tilt Pipe Mounting Kit for 2.362"-4.5" (60-115mm) OD round members for panel antennas. Includes 2 clamp sets.
------------	---	--

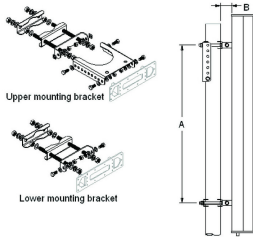
CVVPX308.10R3

* Footnotes

Performance Note

Severe environmental conditions may degrade optimum performance

T-029-GL-E



Adjustable Tilt Pipe Mounting Kit for 2.362"-4.5" (60-115mm) OD round members for panel antennas. Includes 2 clamp sets.

Product Classification

Product Type Adjustable tilt mounting kit

General Specifications

Application Outdoor

Color Silver

Dimensions

Compatible Length, maximum 2850 mm | 112.205 in

Compatible Length, minimum 1500 mm | 59.055 in

Compatible Diameter, maximum 115 mm | 4.528 in

Compatible Diameter, minimum 60 mm | 2.362 in

Antenna-to-Pipe Distance 85 mm | 3.346 in

Bracket-to-Bracket Distance 1400 mm | 55.118 in

Weight, net 6 kg | 13.228 lb

Material Specifications

Material Type Galvanized steel

Mechanical Specifications

Mechanical Tilt 0°-8°

Packaging and Weights

Included Brackets | Hardware

Packaging quantity 1

Regulatory Compliance/Certifications

Agency	Classification
CE	Compliant with the relevant CE product directives

T-029-GL-E

CHINA-ROHS	Below maximum concentration value
ISO 9001:2015	Designed, manufactured and/or distributed under this quality management system
REACH-SVHC	Compliant as per SVHC revision on www.commscope.com/ProductCompliance
ROHS	Compliant
UK-ROHS	Compliant

