

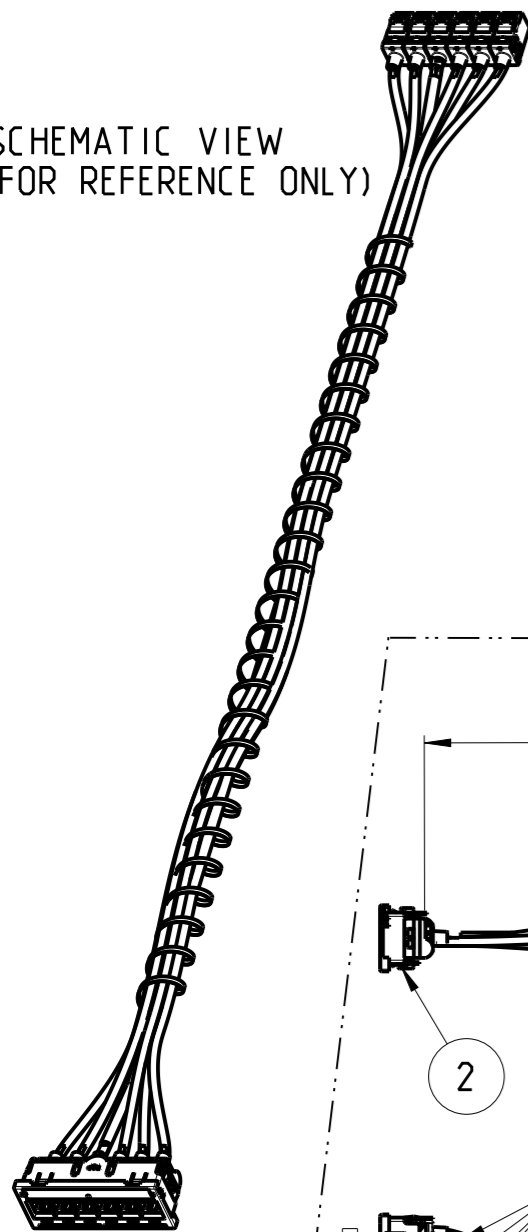
THIS DRAWING IS UNPUBLISHED.
© 2016 COMMSCOPE, INC. CONFIDENTIAL

RELEASED FOR PUBLICATION
NOTICE: THESE DRAWINGS AND SPECIFICATIONS ARE THE PROPRIETARY PROPERTY OF COMMSCOPE, INC. AND MAY BE USED ONLY FOR THE SPECIFIC PURPOSE AUTHORIZED IN WRITING BY COMMSCOPE, INC.

REVISIONS

P	LTR	DESCRIPTION	DATE	DWN	APVD
	A	ADAPT DRW>PART/NOTES 3-6/Item10	04FEB2014	ACG	JS
	A1	CORRECTING TAPE INFO (COLOR)	06MAY2015	ACG	JS
	B	REV PER BNS_CD_BRAND	03FEB2017	GG	DC

SCHEMATIC VIEW
(FOR REFERENCE ONLY)



1. PRODUCT: 100% FACTORY TESTED.
2. PRODUCT COMPATIBILITY (ADDITIONAL INFORMATION):
 - > UCP PANELS: PN 1-1671590-1/ ANGLED AND PN 1-1671594-1 / FLUSH-MOUNT. (INST.SHEET 411-117007).
 - > IDENTIFICATION ICONS: PN 558176-X, PN 558198-X, PN 558199-X, PN 558821-X and 1375092-X.

ALL THOSE PRODUCTS/ACCESORIES ARE NOT INCLUDED IN THIS KIT. TO BE ORDERED SEPARATELY.

- 3 ALL 6 CABLES SHALL BE BUNDLED USING TE CONNECTIVITY APPROVED TAPING METHOD. GAP BETWEEN TAPES: APPROX 1.0 m OR OTHER APPROVED. (HELICOIDAL CABLE BUNDLE OR OTHER APPROVED METHOD. VIEW IS FOR REFERENCE ONLY).
- 4 PRODUCT LABELING: ACCORDING TO SPEC. 107-93008 (LOCATEC APPROX. AS SHOWN).

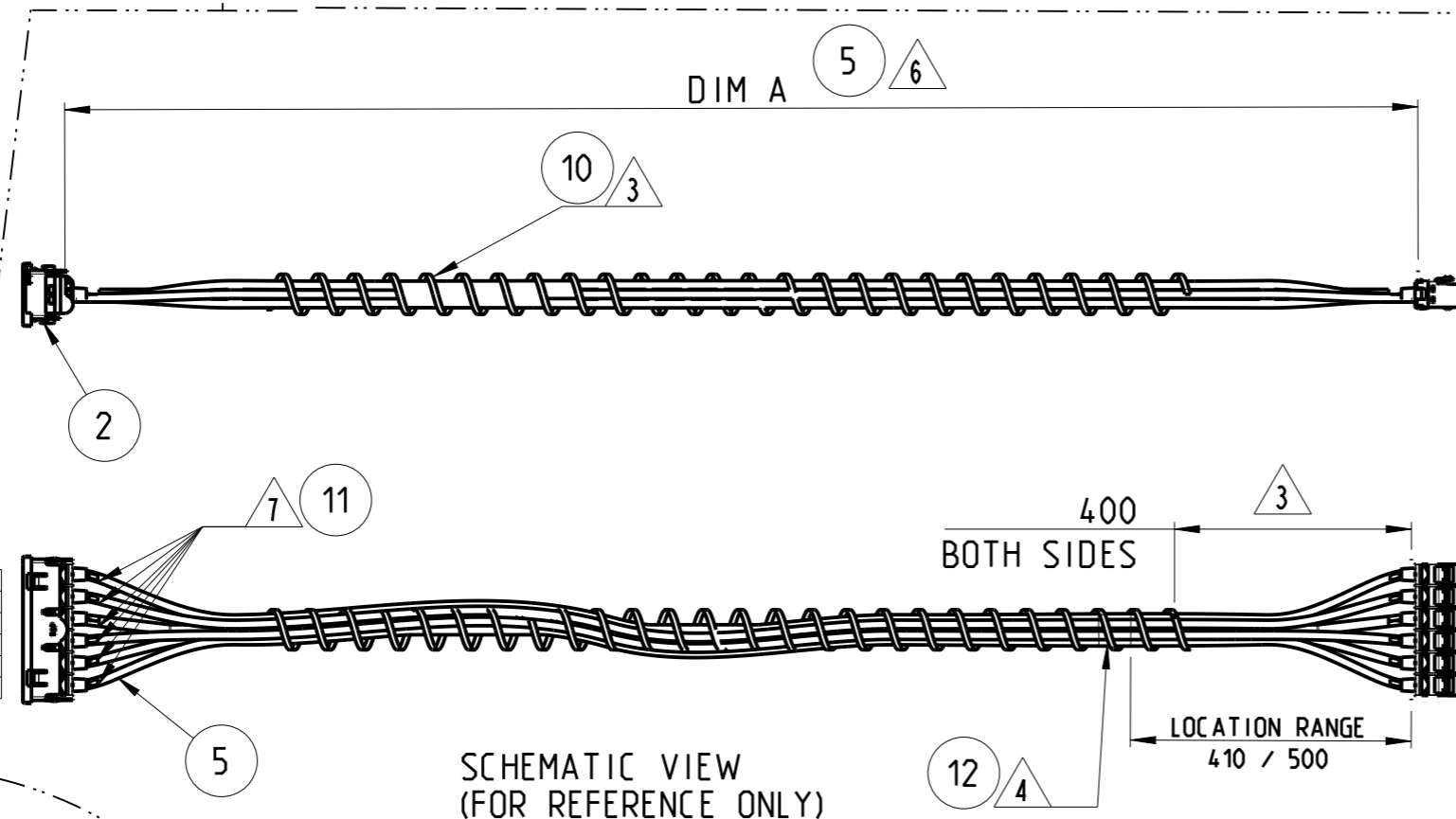
- 5. PRODUCT PACKAGING: ACCORDING TO PACK. SPEC. 107-117011, WITH CORRESPONDING LABEL. SHALL CONFORM TO SPEC. 107-64

- 6 OVERALL LENGTH OF CABLE ASSEMBLY (DIM A): Min.-0, Max: +2% AVAILABLE LENGTHS: Refer to COMMSCOPE Catalogue.

- 7 PORT ID LABELS, ACCORDING TO DETAIL NUMBERING (BOTH SIDES).

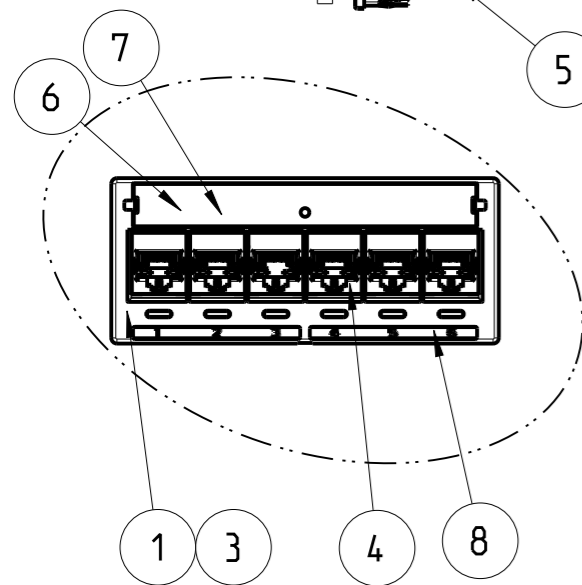
- 8. ALL DIMENSIONS ARE SHOWN FOR REFERENCE ONLY.

DIM A 5 6



SCHEMATIC VIEW
(FOR REFERENCE ONLY)

Detail Numbering



1	WHITE	PRODUCT LABEL (NOT SHOWN)	12
2	TRANSP.	NUMBER LABELS. for EACH INDV.CABLE	11
Depends / Length	WHITE	TAPE for CABLE BUNDLE	10
1	--	QC - document 108-117000 (NOT SHOWN)	9
1	BLACK	ID LABEL 1-6	8
1	TRANSP.	LABEL COVER	7
1	WHITE, PAPER	LABEL SHEET	6
Depends / Length	--	CABLE CAT. 6. UTP. LSZH.	5
12	--	SL 110 JACK. CAT. 6	4
1	--	METAL FRAME. SIGMA-LINK QUICK-FIT	3
1	BLACK	HOLDER. SIGMA-LINK QUICK-FIT	2
1	BLACK	FRONT COVER. SIGMA-LINK QUICK-FIT	1
QTY.	COLOR	DESCRIPTION	ITEM

THIS DRAWING IS A CONTROLLED DOCUMENT.

DIMENSIONS:	TOLERANCES UNLESS OTHERWISE SPECIFIED:
mm	
	0 PLC ±20.0
	1 PLC ±13.0
	2 PLC ±
	3 PLC ±
	4 PLC ±
	ANGLES ±2°
MATERIAL	FINISH
-	-
-	-

DWN	17APR2013
A.CARRERAS	
CHK	04FEB2014
L.COBACHO	
APVD	04FEB2014
J.SANABRA	
PRODUCT SPEC	-
APPLICATION SPEC	-
WEIGHT	-
Customer Drawing	

COMMSCOPE, INC.

NAME			
S-Link QF Cable Assembly			
UTP Class E / H to J			
SIZE	CAGE CODE	DRAWING NO	RESTRICTED TO
A3	-	C-2153141	-
SCALE		SHEET	REV
NTS		1 OF 1	B