810009309/DB | O-001-DF-HY-F01NS/8G001/1X24AWG/SP29



Universal Service Drop, tonable, with 900um buffer

- *Product complies with the Build America, Buy America Act (BABAA) requirements of the Infrastructure Investment and Jobs Act of 2021 (Pub. L. 117- 58, §§ 70901-70953), or is the subject of a waiver approved by the Secretary of Commerce or designee. Compliance requirements and waiver applicability vary based on government funding program. Check the laws and regulations for your specific program.

Product Classification

Regional Availability	Asia | Australia/New Zealand | EMEA | Latin America | North America
Portfolio	CommScope®
Product Type	Hybrid cable, fiber and tone-wire
Government Requirements	Build America Buy America (BABA) compliant*

General Specifications

Cable Type	Drop
Construction Type	Non-armored
Fiber Short Description	O-001-DF-HY-F01NS/8G1001/1X24AWG/SP29
Subunit Type	Gel-free
Jacket Color	Black
Location of Manufacturing	Catawba, North Carolina
Subunit, quantity	1
Fibers per Subunit, quantity	1
Tone Wire, quantity	1
Total Fiber Count	1

Dimensions

Height Over Jacket	4.572 mm | 0.18 in
Buffer Tube/Subunit Diameter	2.794 mm | 0.11 in
Diameter Over Jacket	9.906 mm | 0.39 in
Tone Wire Gauge	24 AWG

Representative Image

©2024 CommScope, Inc. All rights reserved. CommScope and the CommScope logo are registered trademarks of CommScope and/or its affiliates in the U.S. and other countries. For additional trademark information see https://www.commscope.com/trademarks. All product names, trademarks and registered trademarks are property of their respective owners. Revised: October 8, 2024

810009309/DB | 0-001-DF-HY-F01NS/8G001 /1X24AWG/SP29

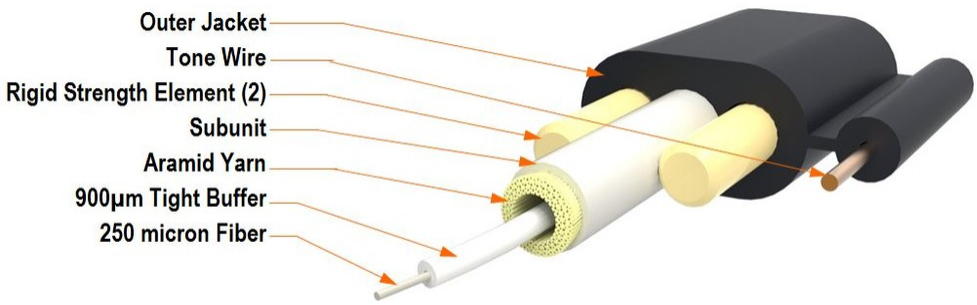

Mechanical Specifications

Minimum Bend Radius, loaded	91.44 mm | 3.6 in
Minimum Bend Radius, unloaded	63.5 mm | 2.5 in
Tensile Load, long term, maximum	400.34 N | 90 lbf
Tensile Load, short term, maximum	1,334.466 N | 300 lbf
Compression	2.25 kg/mm | 126 lb/in
Compression Test Method	FOTP-41 | IEC 60794-1 E3
Flex	25 cycles
Flex Test Method	FOTP-104 | IEC 60794-1 E6
Impact	2.17 ft lb | 2.942 N-m
Impact Test Method	FOTP-25 | IEC 60794-1 E4
Strain	See long and short term tensile loads
Strain Test Method	FOTP-33 | IEC 60794-1 E1
Twist	10 cycles
Twist Test Method	FOTP-85 | IEC 60794-1 E7
Vertical Rise, maximum	1,071.677 m | 3516 ft

Optical Specifications

Fiber Type	G.657.A2/B2 | G.657.A2/B2

Environmental Specifications

Installation temperature	-30 °C to +60 °C (-22 °F to +140 °F)
Operating Temperature	-40 °C to +70 °C (-40 °F to +158 °F)
Storage Temperature	-40 °C to +75 °C (-40 °F to +167 °F)

©2024 CommScope, Inc. All rights reserved. CommScope and the CommScope logo are registered trademarks of CommScope and/or its affiliates in the U.S. and other countries. For additional trademark information see https://www.commscope.com/trademarks. All product names, trademarks and registered trademarks are property of their respective owners. Revised: October 8, 2024

Cable Qualification Standards	ANSI/ICEA S-110-717
Environmental Space	Aerial, lashed | Buried
Jacket UV Resistance	UV stabilized
Water Penentration	24 h
Water Penentration Test Method	FOTP-82 | IEC 60794-1 F5

Environmental Test Specifications

Cable Freeze	-2 °C | 28.4 °F
Cable Freeze Test Method	FOTP-98 | IEC 60794-1 F15
Drip	70 °C | 158 °F
Drip Test Method	FOTP-81 | IEC 60794-1 E14
Heat Age	-40 °C to +85 °C (-40 °F to +185 °F)
Heat Age Test Method	IEC 60794-1 F9
Low High Bend	-30 °C to +60 °C (-22 °F to +140 °F)
Low High Bend Test Method	FOTP-37 | IEC 60794-1 E11
Temperature Cycle	-40 °C to +70 °C (-40 °F to +158 °F)
Temperature Cycle Test Method	FOTP-3 | IEC 60794-1 F1

Packaging and Weights

Cable weight	38.097 kg/km | 25.6 lb/kft

Regulatory Compliance/Certifications

Agency	Classification
CHINA-ROHS	Below maximum concentration value
ISO 9001:2015	Designed, manufactured and/or distributed under this quality management system
REACH-SVHC	Compliant as per SVHC revision on www.commscope.com/ProductCompliance
ROHS	Compliant
UK-ROHS	Compliant

Included Products

R-001-SP-8G-F29IV/WB	–	Fiber indoor cable, All-Dielectric Indoor Riser Simplex, Singlemode G.657.A2/B2, Feet jacket marking, Ivory jacket color

©2024 CommScope, Inc. All rights reserved. CommScope and the CommScope logo are registered trademarks of CommScope and/or its affiliates in the U.S. and other countries. For additional trademark information see https://www.commscope.com/trademarks. All product names, trademarks and registered trademarks are property of their respective owners. Revised: October 8, 2024

* Footnotes

Operating Temperature Specification applicable to non-terminated bulk fiber cable

©2024 CommScope, Inc. All rights reserved. CommScope and the CommScope logo are registered trademarks of CommScope and/or its affiliates in the U.S. and other countries. For additional trademark information see https://www.commscope.com/trademarks. All product names, trademarks and registered trademarks are property of their respective owners. Revised: October 8, 2024

R-001-SP-8G-F29IV/WB



Fiber indoor cable, All-Dielectric Indoor Riser Simplex, Singlemode G.657. A2/B2, Feet jacket marking, Ivory jacket color

Product Classification

Regional Availability	Asia | Australia/New Zealand | Latin America | Middle East/Africa | North America
Portfolio	CommScope®
Product Type	Fiber indoor cable
Product Series	R-SP

General Specifications

Cable Type	Cordage
Construction Type	Non-armored
Subunit Type	Gel-free
Jacket Color	Ivory
Jacket Marking	Feet
Total Fiber Count	1

Dimensions

Diameter Over Jacket	2.9 mm | 0.114 in

Representative Image

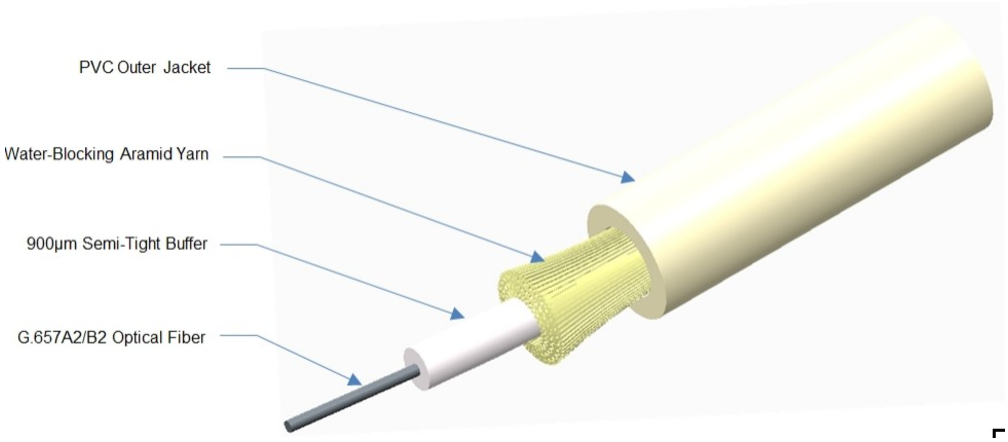

©2024 CommScope, Inc. All rights reserved. CommScope and the CommScope logo are registered trademarks of CommScope and/or its affiliates in the U.S. and other countries. For additional trademark information see https://www.commscope.com/trademarks. All product names, trademarks and registered trademarks are property of their respective owners. Revised: October 2, 2024

R-001-SP-8G-F29IV/WB

Mechanical Specifications

Minimum Bend Radius, loaded	50 mm | 1.969 in
Minimum Bend Radius, unloaded	30 mm | 1.181 in
Tensile Load, long term, maximum	30 N | 6.744 lbf
Tensile Load, short term, maximum	100 N | 22.481 lbf
Compression	22 N/mm | 125.623 lb/in
Compression Test Method	FOTP-41 | IEC 60794-1 E3
Flex	300 cycles
Flex Test Method	FOTP-104 | IEC 60794-1 E6
Impact	0.74 N-m | 6.55 in lb
Impact Test Method	FOTP-25 | IEC 60794-1 E4
Strain	See long and short term tensile loads
Strain Test Method	FOTP-33 | IEC 60794-1 E1
Twist	10 cycles
Twist Test Method	FOTP-85 | IEC 60794-1 E7
Vertical Rise, maximum	334 m | 1,095.801 ft

Optical Specifications

Fiber Type	G.657.A2/B2 | G.657.A2/B2

Environmental Specifications

Installation temperature	-20 °C to +60 °C (-4 °F to +140 °F)
Operating Temperature	-40 °C to +70 °C (-40 °F to +158 °F)
Storage Temperature	-40 °C to +75 °C (-40 °F to +167 °F)
Cable Qualification Standards	ANSI/ICEA S-104-696 | Telcordia GR-409
Environmental Space	Riser
Flame Test Listing	NEC OFNR (ETL) and c(ETL)
Flame Test Method	CSA FT4 | UL 1666
Jacket UV Resistance	UV stabilized
Water Penetration	24 h
Water Penetration Test Method	FOTP-82 | IEC 60794-1 F5

©2024 CommScope, Inc. All rights reserved. CommScope and the CommScope logo are registered trademarks of CommScope and/or its affiliates in the U.S. and other countries. For additional trademark information see https://www.commscope.com/trademarks. All product names, trademarks and registered trademarks are property of their respective owners. Revised: October 2, 2024

R-001-SP-8G-F29IV/WB

Environmental Test Specifications

Cable Freeze	-2 °C | 28.4 °F
Cable Freeze Test Method	FOTP-98 | IEC 60794-1 F15
Heat Age	-40 °C to +85 °C (-40 °F to +185 °F)
Heat Age Test Method	IEC 60794-1 F9
Low High Bend	-30 °C to +60 °C (-22 °F to +140 °F)
Low High Bend Test Method	FOTP-37 | IEC 60794-1 E11
Temperature Cycle	-40 °C to +70 °C (-40 °F to +158 °F)
Temperature Cycle Test Method	FOTP-3 | IEC 60794-1 F1

Packaging and Weights

Cable weight	7.9 kg/km | 5.309 lb/kft

Regulatory Compliance/Certifications

Agency	Classification
ISO 9001:2015	Designed, manufactured and/or distributed under this quality management system

* Footnotes

Operating Temperature Specification applicable to non-terminated bulk fiber cable

©2024 CommScope, Inc. All rights reserved. CommScope and the CommScope logo are registered trademarks of CommScope and/or its affiliates in the U.S. and other countries. For additional trademark information see https://www.commscope.com/trademarks. All product names, trademarks and registered trademarks are property of their respective owners. Revised: October 2, 2024