RRV42H-6533D-R8

16-port sector antenna, 4x 694–960 and 8x 1695-2690 MHz 65° HPBW and 4x 1695-2400 MHz 2x 33° HPBW, 8x RET.

- All Internal RET actuators are connected in “Cascaded SRET” configuration

General Specifications

Antenna Type	Multibeam
Band	Multiband
Grounding Type	RF connector inner conductor and body grounded to reflector and mounting bracket
Performance Note	Outdoor usage
Radome Material	Fiberglass, UV resistant
Radiator Material	Low loss circuit board
Reflector Material	Aluminum
RF Connector Interface	4.3-10 Female
RF Connector Location	Bottom
RF Connector Quantity, high band	12
RF Connector Quantity, low band	4
RF Connector Quantity, total	16

Remote Electrical Tilt (RET) Information

RET Hardware	CommRET v2
RET Interface	8-pin DIN Female | 8-pin DIN Male
RET Interface, quantity	2 female | 2 male
Input Voltage	10–30 Vdc
Internal RET	High band (6) | Low band (2)
Power Consumption, idle state, maximum	1 W
Power Consumption, normal conditions, maximum	8 W
Protocol	3GPP/AISG 2.0 (Single RET)

Dimensions

Width	498 mm | 19.606 in

©2024 CommScope, Inc. All rights reserved. CommScope and the CommScope logo are registered trademarks of CommScope and/or its affiliates in the U.S. and other countries. For additional trademark information see https://www.commscope.com/trademarks. All product names, trademarks and registered trademarks are property of their respective owners. Revised: September 9, 2024

RRV42H-6533D-R8

Depth	197 mm | 7.756 in
Length	2688 mm | 105.827 in
Net Weight, without mounting kit	53.6 kg | 118.168 lb

Array Layout



Array ID	Frequency (MHz)	RF Connector	RET (SRET)	AISG No.	AISG RET UID
R1	694-960	1 - 2	1	AISG1	CPxxxxxxxxxxxxxxxR1
R2	694-960	3 - 4	2	AISG1	CPxxxxxxxxxxxxxxxR2
Y1	1695-2690	5 - 6	3	AISG1	CPxxxxxxxxxxxxxxxY1
Y2	1695-2690	7 - 8	4	AISG1	CPxxxxxxxxxxxxxxxY2
Y3	1695-2690	9 - 10	5	AISG1	CPxxxxxxxxxxxxxxxY3
Y4	1695-2690	11 - 12	6	AISG1	CPxxxxxxxxxxxxxxxY4
Y5	1695-2400	13 - 14	7	AISG1	CPxxxxxxxxxxxxxxxY5
Y6	1695-2400	15 - 16	8	AISG1	CPxxxxxxxxxxxxxxxY6

(Sizes of colored boxes are not true depictions of array sizes)

Beams Configuration

©2024 CommScope, Inc. All rights reserved. CommScope and the CommScope logo are registered trademarks of CommScope and/or its affiliates in the U.S. and other countries. For additional trademark information see https://www.commscope.com/trademarks. All product names, trademarks and registered trademarks are property of their respective owners. Revised: September 9, 2024

RRV42H-6533D-R8

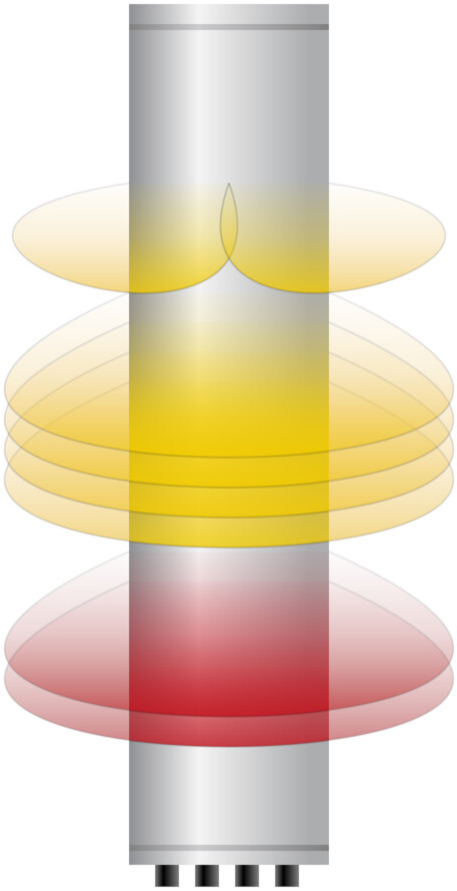

Port Configuration

©2024 CommScope, Inc. All rights reserved. CommScope and the CommScope logo are registered trademarks of CommScope and/or its affiliates in the U.S. and other countries. For additional trademark information see https://www.commscope.com/trademarks. All product names, trademarks and registered trademarks are property of their respective owners. Revised: September 9, 2024

RRV42H-6533D-R8

Electrical Specifications

Impedance	50 ohm
Operating Frequency Band	1695 – 2400 MHz | 1695 – 2690 MHz | 694 – 960 MHz
Polarization	±45°
Total Input Power, maximum	900 W @ 50 °C

Electrical Specifications

	R1-R2	R1-R2	Y1-Y4	Y1-Y4	Y1-Y4	Y5-Y6	Y5-Y6	Y5-Y6
Frequency Band, MHz	**694–790**	**790–960**	**1695–1920**	**1920–2180**	**2300–2690**	**1695–1880**	**1920–2180**	**2300–2400**
Gain, dBi	15.9	16.6	16.5	17.8	18.4	17.9	19.4	19.3
Beam Centers, Horizontal, degrees						±27	±27	±27
Beamwidth, Horizontal, degrees	70	62	68	62	58	32	31	30
Beamwidth, Vertical, degrees	9	7.7	7.4	6.5	5.5	7.4	6.5	5.7
Beam Tilt, degrees	2–12	2–12	2–12	2–12	2–12	2–12	2–12	2–12
USLS (First Lobe), dB	19	19	18	19	24	19	21	22
Front-to-Back Ratio at 180°, dB	31	30	33	32	31	32	36	32
Isolation, Cross Polarization,	28	28	25	25	25	25	25	25

©2024 CommScope, Inc. All rights reserved. CommScope and the CommScope logo are registered trademarks of CommScope and/or its affiliates in the U.S. and other countries. For additional trademark information see https://www.commscope.com/trademarks. All product names, trademarks and registered trademarks are property of their respective owners. Revised: September 9, 2024

dB								
Isolation, Inter-band, dB	28	28	28	28	28	28	28	28
VSWR | Return loss, dB	1.5 | 14.0	1.5 | 14.0	1.5 | 14.0	1.5 | 14.0	1.5 | 14.0	1.5 | 14.0	1.5 | 14.0	1.5 | 14.0
PIM, 3rd Order, 2 x 20 W, dBc	-150	-150	-150	-150	-150	-150	-150	-150
Input Power per Port at 50°C, maximum, watts	300	300	200	200	200	200	200	200

Mechanical Specifications

Mechanical Tilt Range	0°–12°
Wind Loading @ Velocity, frontal	1,070.0 N @ 150 km/h (240.5 lbf @ 150 km/h)
Wind Loading @ Velocity, lateral	375.0 N @ 150 km/h (84.3 lbf @ 150 km/h)
Wind Loading @ Velocity, maximum	1,385.0 N @ 150 km/h (311.4 lbf @ 150 km/h)
Wind Loading @ Velocity, rear	880.0 N @ 150 km/h (197.8 lbf @ 150 km/h)
Wind Speed, maximum	241 km/h (150 mph)

Packaging and Weights

Width, packed	565 mm | 22.244 in
Depth, packed	309 mm | 12.165 in
Length, packed	2935 mm | 115.551 in
Weight, gross	74.6 kg | 164.465 lb

Regulatory Compliance/Certifications

Agency	Classification
CHINA-ROHS	Below maximum concentration value
ROHS	Compliant
UK-ROHS	Compliant

Included Products

BSAMNT-4	–	Wide Profile Antenna Downtilt Mounting Kit for 2.4 - 4.5 in (60 - 115 mm) OD round members. Kit contains one scissor top bracket set and one bottom bracket set.
BSAMNT-M4	–	Middle Downtilt Mounting Kit for Long Antennas for 2.4 - 4.5 in (60 - 115 mm) OD round members. Kit contains one scissor bracket set.

* Footnotes

©2024 CommScope, Inc. All rights reserved. CommScope and the CommScope logo are registered trademarks of CommScope and/or its affiliates in the U.S. and other countries. For additional trademark information see https://www.commscope.com/trademarks. All product names, trademarks and registered trademarks are property of their respective owners. Revised: September 9, 2024

Performance Note	Severe environmental conditions may degrade optimum performance

©2024 CommScope, Inc. All rights reserved. CommScope and the CommScope logo are registered trademarks of CommScope and/or its affiliates in the U.S. and other countries. For additional trademark information see https://www.commscope.com/trademarks. All product names, trademarks and registered trademarks are property of their respective owners. Revised: September 9, 2024

BSAMNT-4



Wide Profile Antenna Downtilt Mounting Kit for 2.4 - 4.5 in (60 - 115 mm) OD round members. Kit contains one scissor top bracket set and one bottom bracket set.

Product Classification

Product Type	Downtilt mounting kit

General Specifications

Application	Outdoor
Color	Silver

Dimensions

Compatible Diameter, maximum	115 mm | 4.528 in
Compatible Diameter, minimum	60 mm | 2.362 in
Weight, net	6.5 kg | 14.33 lb

Material Specifications

Material Type	Galvanized steel

Packaging and Weights

Included	Brackets | Hardware
Packaging quantity	1

Regulatory Compliance/Certifications

Agency	Classification
CHINA-ROHS	Below maximum concentration value
ISO 9001:2015	Designed, manufactured and/or distributed under this quality management system
REACH-SVHC	Compliant as per SVHC revision on www.commscope.com/ProductCompliance
ROHS	Compliant
UK-ROHS	Compliant

©2024 CommScope, Inc. All rights reserved. CommScope and the CommScope logo are registered trademarks of CommScope and/or its affiliates in the U.S. and other countries. For additional trademark information see https://www.commscope.com/trademarks. All product names, trademarks and registered trademarks are property of their respective owners. Revised: July 25, 2024

BSAMNT-M4



Middle Downtilt Mounting Kit for Long Antennas for 2.4 - 4.5 in (60 - 115 mm) OD round members. Kit contains one scissor bracket set.

Product Classification

Product Type	Downtilt mounting kit

General Specifications

Application	Outdoor
Color	Silver

Dimensions

Compatible Diameter, maximum	115 mm | 4.528 in
Compatible Diameter, minimum	60 mm | 2.362 in
Weight, net	4.6 kg | 10.141 lb

Material Specifications

Material Type	Galvanized steel

Packaging and Weights

Included	Brackets | Hardware
Packaging quantity	1

Regulatory Compliance/Certifications

Agency	Classification
CHINA-ROHS	Below maximum concentration value
ISO 9001:2015	Designed, manufactured and/or distributed under this quality management system
REACH-SVHC	Compliant as per SVHC revision on www.commscope.com/ProductCompliance
ROHS	Compliant
UK-ROHS	Compliant

©2024 CommScope, Inc. All rights reserved. CommScope and the CommScope logo are registered trademarks of CommScope and/or its affiliates in the U.S. and other countries. For additional trademark information see https://www.commscope.com/trademarks. All product names, trademarks and registered trademarks are property of their respective owners. Revised: July 25, 2024