



Outside Plant Fiber Cables

CommScope delivers proven innovation, inside and out

North America

Central America

South America regions

COMMScope®

Outside Plant Fiber Cables

Today's ultra-competitive business environment means that regional providers must be agile, innovative, and relentlessly price competitive. With 40 years of experience manufacturing fiber connectivity that runs the highest-performing networks worldwide, CommScope is now offering an expanded fiber cables portfolio.

At CommScope, we help our customers better connect with their customers by helping them build the always-on networks of tomorrow. As an industry leader in fiber cables and connectivity, we offer a broad portfolio of fiber optic cables for a range of outside plant and indoor applications including direct buried, aerial or conduit.

CommScope's outside plant fiber cables are made with high-performance, standards-compliant materials. Many cables are available with CommScope's patented LightScope ZWP® (Zero Water Peak) technology, enabling them to transmit 30 percent more usable spectrum than standard singlemode cables.

Our cable portfolio includes both armored and dielectric designs available with dry or gel-filled tubes. Their standard jacket material is polyethylene, which provides a rugged, durable finish. The Non-Armored cable is all-dielectric and contains no metallic components, eliminating the need for bonding or grounding.

Our design and construction techniques mean that every cable we ship delivers:



Superior mechanical and optical performance



Rapid deployment and operational efficiency



Unmatched stability and quality

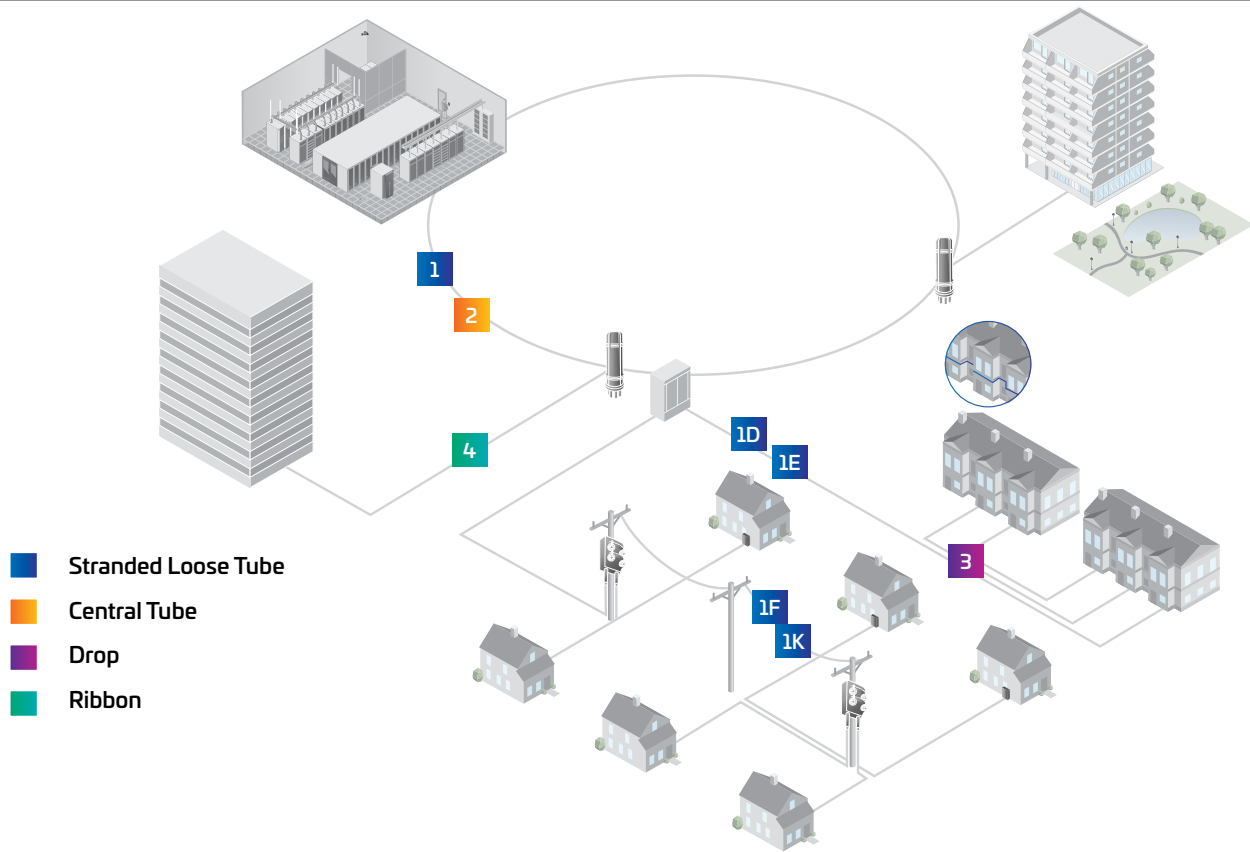


Contents

Cable Overview	4
Discription Key	5
Different Fiber types	6
Outdoor Plant Fiber Cables	7
Stranded Loose Tube Cables	8
Central Tube Cables	10
Drop Cables	12
Ribbon Cables	14
Fiber Cable Color Chart	16



A cabling overview for North America



Click on the pictures to jump to that cable [↪](#)

1: Stranded Loose Tube			
1A D-LA: armored	1B M-LA: armored, messenger	1C D-LN: non-armored	1D B-LN: blown microduct
1E B-LN-200: blown microduct	1F D-LN/AJ: non-armored, alternative jacket	1G D-HA: 12F HeliARC	1I D-HA: 24F HeliARC

3: Drop			
3A O-DF: flat drop	3B O-DF/AWG: flat drop, toneable	3C USD: 900 micron flat drop	3D USD: 900 micron flat drop, toneable
3E O-DA: armored	3F M-MN/109: messenger	3G R-DN: indoor/outdoor	3H M-DN/GSM: messenger
3I O-DF: mini flat drop	3J O-DF/AWG: mini flat drop toneable	3K O-DF: 36F Flat Drop	3L O-DF/AWG: 36F flat drop toneable

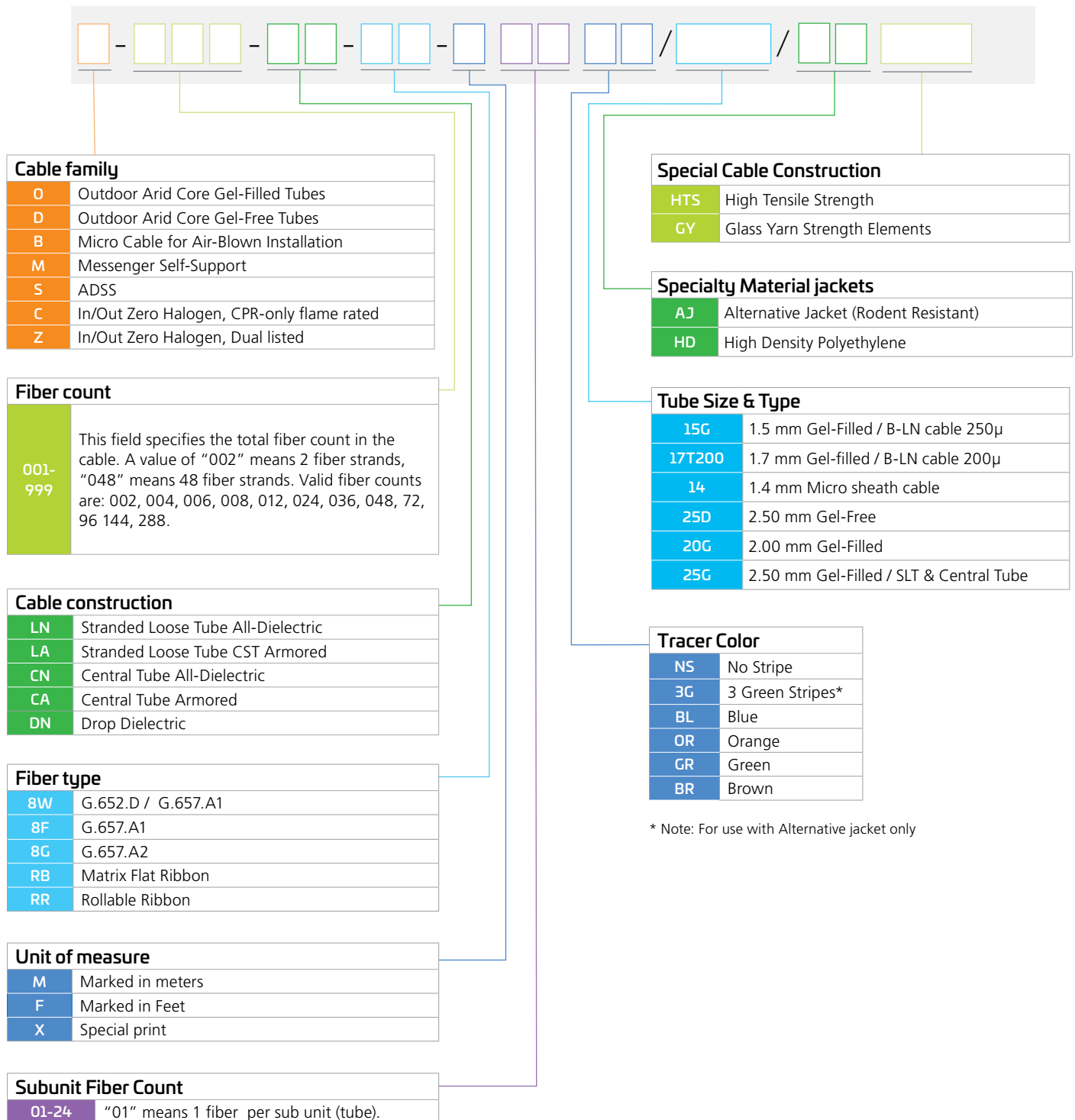
2: Central Tube	
2A O-CA: armored	2B O-CN: non-armored

4: Ribbon			
4A D-CA-RB: dry central tube armored	4B D-CN-RB: dry central tube non-armored	4E D-CN-RR: central tube, non-armored	4H D-CA-RR: dry central tube, armored rollable



Description Key

CommScope's cable descriptions allow customers to understand the major part of the cable construction with the help of the below key. This will be used throughout the rest of the document.



* Primarily Central America, South America regions.

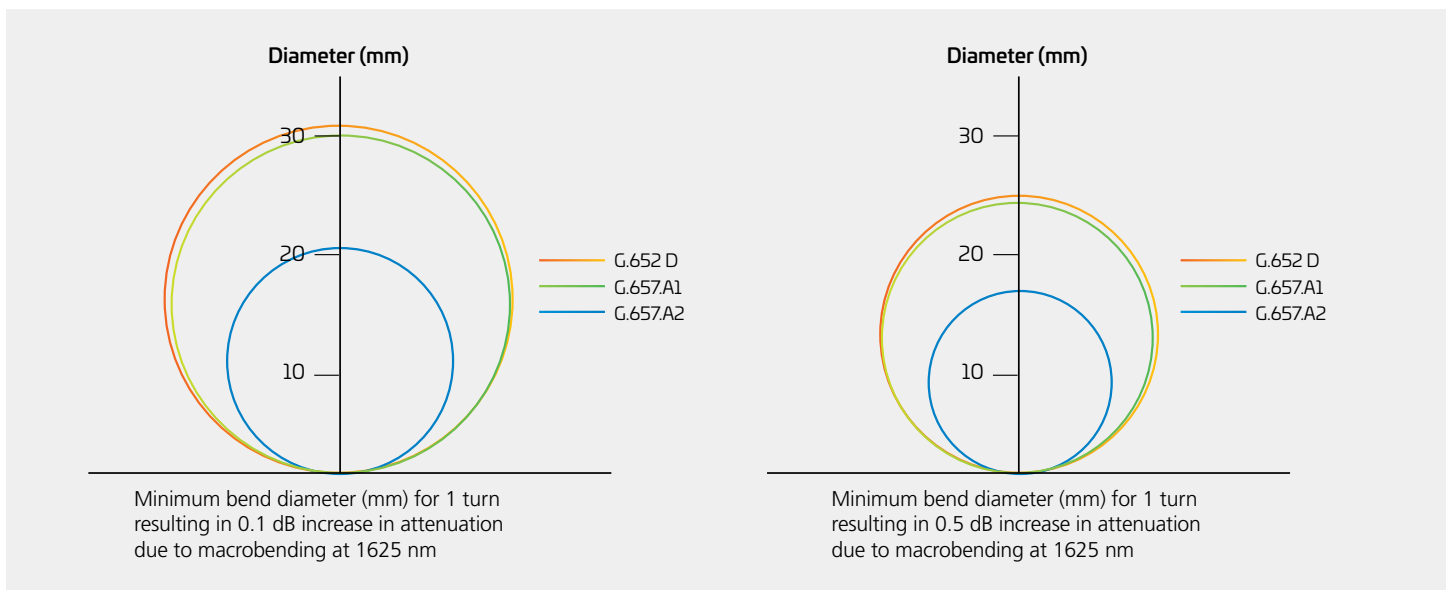


Different Fiber Types

CommScope supports several fiber types depending on the specific application. The list below includes popular single mode fibers along with the suggested application.

CommScope Designation	Fiber Grade	SM - MFD @1310nm	Advantages	Suggested Application
8W	G.652.D / G.657.A1	9.2+/- 0.4µm	Most widely used fiber globally, designed to have zero dispersion, operates at 1310nm and 1550nm. Cladding diameter 125.0 ± 0.7 µm	Trunk/Feeder
8F	G.657.A1	8.6µm +/- 0.4µm	Offers optimised bend properties and suited for the LAN networks Cladding diameter 125.0 ± 0.7 µm	Trunk/Feeder
8G	G.657.A2	8.6µm +/- 0.4µm	Higher bend resistance for smaller jointing pits and utilized in advanced cable network installations, Compatible with G.652.D. Cladding diameter 125.0 ± 0.7 µm	Trunk/Feeder/Drop/Dist


Attenuation versus Bend Radius



Outside Plant Fiber Cables


STRANDED LOOSE TUBE CABLES

Stranded loose tube fiber cables are the standard workhorse cables of the industry. They are preferred for short-and long-haul backbone applications, and can be direct buried, installed in duct, or aerial lashed. The air-blown micro cable is designed for installations air blown into microducts, common in congested areas such as metro applications, where duct space is very limited. These cable designs are compact, lightweight, and contain high fiber density to maximize the fiber count available in a small cable diameter. Stranding individual buffer tubes around a central strength member provides a cable without preferential bend. It simplifies midspan entries and enables more efficient preparation and builds into closures.




CENTRAL TUBE CABLES

With all fibers inside a single central tube, these cables are preferred when stranded fiber counts are low and are often used for branching applications or at the end of distribution runs. The cable has a smaller overall dimension and ensures a more efficient use of conduit space than typical loose tube.



DROP CABLES

Fiber drop cables are typically used between the fiber terminal and the building or home. A range of cable types are available for various indoor or outdoor applications: messenger, flat style, microduct, and more. Fiber drop cables are built with a central tube core design.



RIBBON CABLES


Ribbon fiber cables are often preferred for high fiber density applications in constrained spaces requiring a more compact cable. Ribbon cables are available in both stranded loose tube and central tube cable constructions.



Stranded Loose Tube Cables



D-LA: armored



D-LN: non-armored



D-LN/AJ: non-armored, alternative jacket



D-LA/AJ: armored gel-filled tubes



B-LN: blown microduct



B-LN-200: blown microduct



S-LN: ADSS



D-HA: 12F HeliARC



D-HA: 24F HeliARC

Stranded Loose Tube Cable Specifications

Cable	Fiber Count	MID	Description	OD	Cable Construction
D-LA	12	8107297/DB	D-012-LA-8W-F12NS	11.5 mm/ 0.453 in	05@1
D-LA	24	8107298/DB	D-024-LA-8W-F12NS	11.5 mm/ 0.453 in	05@1
D-LA	48	8107300/DB	D-048-LA-8W-F12NS	11.5 mm/ 0.453 in	05@1
D-LA	96	8107303/DB	D-096-LA-8W-F12NS	13.4 mm/ 0.528 in	08@1
D-LA	144	8107305/DB	D-144-LA-8W-F12NS	17.1 mm/ 0.673 in	12@1
D-LA	288	8107307/DB	D-288-LA-8W-F12NS	19.6 mm/ 0.772 in	15@9



Cable	Fiber Count	MID	Description	OD	Cable Construction
D-LN	12	8107357/DB	D-012-LN-8W-F12NS	10.2 mm/ 0.40 in	05@1
D-LN	24	8107358/DB	D-024-LN-8W-F12NS	10.2 mm/ 0.40 in	05@1
D-LN	48	8107360/DB	D-048-LN-8W-F12NS	10.2 mm/ 0.40 in	05@1
D-LN	96	8107363/DB	D-096-LN-8W-F12NS	12.0 mm/ 0.47 in	08@1
D-LN	144	8107365/DB	D-144-LN-8W-F12NS	15.7 mm/ 0.62 in	12@1
D-LN	288	8107367/DB	D-288-LN-8W-F12NS	18.2 mm/ 0.72 in	15@9



Cable	Fiber Count	MID	Description	OD	Cable Construction
B-LN	12	810009640/DB	B-012-LN-8W-F12NS/15G	5.1 mm / 0.201 in	05@1
B-LN	24	810009641/DB	B-024-LN-8W-F12NS/15G	5.1 mm / 0.201 in	05@1
B-LN	48	810009643/DB	B-048-LN-8W-F12NS/15G	5.1 mm / 0.201 in	05@1
B-LN	96	810009646/DB	B-096-LN-8W-F12NS/15G	6.5 mm / 0.256 in	08@1
B-LN	144	810009647/DB	B-144-LN-8W-F12NS/15G	8.4 mm / 0.331 in	12@1



Cable	Fiber Count	MID	Description	OD	Cable Construction
D-HA	12	810010190/DB	D-012-HA-8W-F12NS/LTS	7.7 mm 0.303 in	HeliARC
D-HA	24	810010332/DB	D-024-HA-8W-F12NS/LTS	9 mm 0.354 in	HeliARC




Stranded Loose Tube Cables

Stranded Loose Tube Cable Specifications *continued*

Cable	Fiber Count	MID	Description	OD	Cable Construction
B-LN-200	144	810009728/DB	B-144-LN-8W-F24NS/17T 200	6.2 mm / 0.244 in	06@1
B-LN-200	192	810009729/DB	B-192-LN-8W-F24NS/17T 200	7.5 mm / 0.295 in	08@1
B-LN-200	216	810009730/DB	B-216-LN-8W-F24NS/17T 200	7.8 mm / 0.307 in	09@1
B-LN-200	288	810009731/DB	B-288-LN-8W-F24NS/17T 200	9.5 mm / 0.374 in	12@1



Cable	Fiber Count	MID	Description	OD	Cable Construction
D-LN/AJ	12	810008857/DB	D-012-LN-8W-F123G/AJ	10.2 mm / 0.40 in	05@1
D-LN/AJ	24	810008858/DB	D-024-LN-8W-F123G/AJ	10.2 mm / 0.40 in	05@1
D-LN/AJ	48	810008859/DB	D-048-LN-8W-F123G/AJ	10.2 mm / 0.40 in	05@1
D-LN/AJ	96	810008862/DB	D-096-LN-8W-F123G/AJ	12.0 mm / 0.47 in	08@1
D-LN/AJ	144	810008864/DB	D-144-LN-8W-F123G/AJ	15.7 mm / 0.62 in	12@1
D-LN/AJ	288	810008866/DB	D-288-LN-8W-F123G/AJ	18.2 mm / 0.72 in	15@9



Cable	Fiber Count	MID	Description	OD	Cable Construction
D-LA/AJ	12	810008867/DB	D-012-LA-8W-F123G/AJ	11.5 mm / 0.45 in	05@1
D-LA/AJ	24	810008868/DB	D-024-LA-8W-F123G/AJ	11.5 mm / 0.45 in	05@1
D-LA/AJ	48	810008869/DB	D-048-LA-8W-F123G/AJ	11.5 mm / 0.45 in	05@1
D-LA/AJ	96	810008872/DB	D-096-LA-8W-F123G/AJ	13.4 mm / 0.53 in	08@1
D-LA/AJ	144	810008874/DB	D-144-LA-8W-F123G/AJ	17.1 mm / 0.67 in	12@1
D-LA/AJ	288	810008876/DB	D-288-LA-8W-F123G/AJ	19.6 mm / 0.77 in	15@9



Cable	Fiber Count	MID	Description	OD	Cable Construction
S-LN	12	810009737/DB	S-012-LN-8W-F12NS/25G/S	11.26 mm / 0.443 in	06@1
S-LN	24	810009738/DB	S-024-LN-8W-F12NS/25G/S	11.26 mm / 0.443 in	06@1
S-LN	48	810009740/DB	S-048-LN-8W-F12NS/25G/S	11.26 mm / 0.443 in	06@1
S-LN	96	810009720/DB	S-096-LN-8W-F12NS/25G/S	12.72 mm / 0.501 in	08@1
S-LN	144	810009721/DB	S-144-LN-8W-F12NS/25G/S	16.3 mm / 0.64 in	12@1
S-LN	288	810009723/DB	S-288-LN-8W-F12NS/25G/S	19.1 mm / 0.75 in	15@9



Central Tube Cables



O-CA: armored




O-CN: non-armored

Stranded Loose Tube Cable Specifications

Cable	Fiber Count	MID	Description	OD	Cable Construction
O-CA	12	8101759/DB	O-012-CA-8W-F12NS	11 mm / 0.43 in	Central tube
O-CA	24	8101765/DB	O-024-CA-8W-F12NS	11 mm / 0.43 in	Central tube
O-CA	48	8102408/DB	O-048-CA-8W-F12NS	13 mm / 0.51 in	Central tube



Cable	Fiber Count	MID	Description	OD	Cable Construction
O-CN	12	760135491	O-012-CN-8W-F12NS	10.3 mm / 0.41 in	Central tube
O-CN	24	760135574	O-024-CN-8W-F12NS	10.3 mm / 0.41 in	Central tube
O-CN	48	760135673	O-048-CN-8W-F12NS	12.1 mm / 0.48 in	Central tube



Drop Cables



O-DF: flat drop



O-DF/AWG: flat drop, toneable




USD: 900 micron flat drop




USD: 900 micron flat drop, toneable



O-DA: armored



M-MN/109: messenger



R-DN: indoor/outdoor



M-DN/GSM: messenger



O-DF: mini flat drop



O-DF/AWG: mini flat drop toneable



O-DF: 36F flat drop



O-DF/AWG: 36F flat drop toneable

Drop Cable Specifications

Cable	Fiber Count	MID	Description	OD	Cable Construction
O-DF	1	8107933/DB	O-001-DF-8W-F01NS	7.9 mm / 0.311 in	Central tube
O-DF	2	8107934/DB	O-002-DF-8W-F02NS	8 mm / 0.315 in	Central tube
O-DF	4	8107935/DB	O-004-DF-8W-F04NS	8 mm / 0.315 in	Central tube
O-DF	6	8107936/DB	O-006-DF-8W-F06NS	8 mm / 0.315 in	Central tube
O-DF	12	8107929/DB	O-012-DF-8W-F12NS	8 mm / 0.315 in	Central tube
O-DF	24	810009322/DB	O-024-DF-8W-F24NS/30T	8 mm / 0.315 in	Central tube



Cable	Fiber Count	MID	Description	OD	Cable Construction
O-DF/AWG	1	8108197/DB	O-001-DF-HY-F01NS/8W001/1X24AWG	9.906 mm / 0.39 in	Central tube
O-DF/AWG	2	8108198/DB	O-002-DF-HY-F02NS/8W002/1X24AWG	9.906 mm / 0.39 in	Central tube
O-DF/AWG	4	8108199/DB	O-004-DF-HY-F04NS/8W004/1X24AWG	9.906 mm / 0.39 in	Central tube
O-DF/AWG	6	8108200/DB	O-006-DF-HY-F06NS/8W006/1X24AWG	9.906 mm / 0.39 in	Central tube
O-DF/AWG	12	8108202/DB	O-012-DF-HY-F12NS/8W012/1X24AWG	9.906 mm / 0.39 in	Central tube
O-DF/AWG	24	810009343/DB	O-024-DF-HY-F24NS/30T/8W024/1X24AWG	9.906 mm / 0.39 in	Central tube



Drop Cables

Drop Cable Specifications *continued*

Cable	Fiber Count	MID	Description	OD	Cable Construction
USD	1	810009308/DB	O-001-DF-8G-F01NS/SP29	8 mm / 0.315 in	Central tube
USD	2	810009421/DB	O-002-DF-8G-F02NS/IC29	8 mm / 0.315 in	Central tube



Cable	Fiber Count	MID	Description	OD	Cable Construction
USD	1	810009309/DB	O-001-DF-HY-F01NS/8G001/1X24AWG/SP29	9.906 mm/ 0.39 in	Central tube
USD	2	810009422/DB	O-002-DF-HY-F02NS/8G002/1X24AWG/IC29	9.906 mm/ 0.39 in	Central tube



Cable	Fiber Count	MID	Description	OD	Cable Construction
O-DA	2	8107862/DB	O-002-DA-8W-F02NS/BP	8 mm / 0.315 in	Central tube
O-DA	4	8107863/DB	O-004-DA-8W-F04NS/BP	8 mm / 0.315 in	Central tube
O-DA	6	8107920/DB	O-006-DA-8W-F06NS/BP	8 mm / 0.315 in	Central tube
O-DA	12	8107930/DB	O-012-DA-8W-F12NS/BP	8 mm / 0.315 in	Central tube



Cable	Fiber Count	MID	Description	OD	Cable Construction
R-DN	1	810009131/DB	R-001-DN-8G-F01BK/SP18	4.25 mm / 0.167 in	Central tube



Cable	Fiber Count	MID	Description	OD	Cable Construction
O-DF	1	810010437/DB	O-001-DF-8G-F01NS/TB	5.6 mm 0.220 in	Central tube mini flat
O-DF	1	810010439/DB	O-001-DF-HY-F01NS/TB/8G001/1X24AWG	7.6 mm 0.299 in	Central tube mini flat



Cable	Fiber Count	MID	Description	OD	Cable Construction
O-DF	36	810010363/DB	O-036-DF-8W-F12NS/15G	8 mm / 0.315 in	Central tube
O-DF	36	810010364/DB	O-036-DF-HY-F12NS/15G/8W036/1x24AWG	2.032 mm 0.08 in	Central tube



Ribbon Cables



D-CA-RB: dry central tube armored



D-CN-RB: dry central tube non-armored



D-CN-RR: central tube, non-armored rollable



D-CA-RR: dry central tube, armored rollable

Ribbon Cable Specifications

Cable	Fiber Count	MID	Description	OD
D-CA-RB	96	760213827	D-096-CA-RB-F12NS/8W/99A	15.5 mm / 0.61 in
D-CA-RB	144	760213835	D-144-CA-RB-F12NS/8W/99A	15.5 mm / 0.61 in
D-CA-RB	288	760213868	D-288-CA-RB-F24NS/8W/99A	21.3 mm / 0.84 in
D-CA-RB	432	760213884	D-432-CA-RB-F24NS/8W/99A	21.3 mm / 0.84 in
D-CA-RB	864	760240990	D-864-CA-RB-F24NS/8W/99A	26.7 mm / 1.05 in

Cable	Fiber Count	MID	Description	OD
D-CN-RB	96	760213496	D-096-CN-RB-F12NS/8W/99A	13.9 mm 0.547 in
D-CN-RB	144	760213504	D-144-CN-RB-F12NS/8W/99A	13.9 mm 0.547 in
D-CN-RB	288	760213538	D-288-CN-RB-F24NS/8W/99A	19.8 mm 0.78 in
D-CN-RB	432	760213553	D-432-CN-RB-F24NS/8W/99A	19.8 mm 0.78 in
D-CN-RB	864	760240987	D-864-CN-RB-F24NS/8W/99A	25.1 mm 0.988 in



Ribbon Cables

Ribbon Cable Specifications *continued*

Cable	Fiber Count	MID	Description	OD
D-CN-RR	144	810010014/DB	D-144-CN-RR-F12NS/8W/99A	12.6 mm / 0.50 in
D-CN-RR	288	810010015/DB	D-288-CN-RR-F12NS/8W/99A	13.9 mm / 0.55 in
D-CN-RR	432	810010018/DB	D-432-CN-RR-F12NS/8W/99A	16.5 mm / 0.65 in
D-CN-RR	864	810010019/DB	D-864-CN-RR-F12NS/8W/99A	19.8 mm / 0.78 in









Cable	Fiber Count	MID	Description	OD
D-CA-RR	144	810010012/DB	D-144-CA-RR-F12NS/8W/99A	12.0 mm / 0.47 in
D-CA-RR	288	810010013/DB	D-288-CA-RR-F12NS/8W/99A	14.0 mm / 0.55 in
D-CA-RR	432	810010016/DB	D-432-CA-RR-F12NS/8W/99A	16.3 mm / 0.64 in
D-CA-RR	864	810010017/DB	D-864-CA-RR-F12NS/8W/99A	20.6 mm / 0.82 in



Fiber Cable Color Chart

OPTICAL FIBER COLOR CODE	
Fiber 1	Blue
Fiber 2	Orange
Fiber 3	Green
Fiber 4	Brown
Fiber 5	Slate
Fiber 6	White
Fiber 7	Red
Fiber 8	Black
Fiber 9	Yellow
Fiber 10	Violet
Fiber 11	Rose
Fiber 12	Aqua

FIBER CABLE JACKET COLOR CODE			
Application	Fiber Type	Jacket Color	
Indoor	50 um (LazrSPEED)	Aqua	
Indoor	50 um WBMMF (LazrSPEED)	Lime Green	
Indoor	62.5 um (OptiSPEED)	Orange or Slate	
Indoor	Singlemode (TeraSPEED)	Yellow	
Indoor/Outdoor	All	Black	
Outdoor (OSP)	All	Black	

Webtrak® and cTrak®

We stand by our performance and provide certified fiber cable test results. Each fiber reel is tested before leaving a CommScope factory. You can view fiber performance test results online with our WebTrak tool. Enter the serial number printed on the cable jacket along with the footage/meter reference to access the data. The WebTrak® tool is available online or cTrak® as a mobile app.

Additionally, you can receive credits toward future cable purchases through our CommScope reel recycling program. In North America, we'll pick up and recycle your used cable reels for FREE.



Serial Number

Footage Count


[Go to cTrak®](#)

[Go to WebTrak®](#)

[Additional resources](#)



We're here to help you find the best solution



CommScope has a vision for the future of your network, and the expertise to get you there. For assistance in identifying the ideal CommScope fiber solution for your outside plant applications, please contact your CommScope representative through our **Support Center** to discuss your challenges.

You can also visit CommScope's detailed **outside plant fiber** page to learn more about the deployment options available to you. You can explore our innovative solutions by installation environment, materials, fiber count and more.



CommScope pushes the boundaries of communications technology with game-changing ideas and ground-breaking discoveries that spark profound human achievement. We collaborate with our customers and partners to design, create and build the world's most advanced networks. It is our passion and commitment to identify the next opportunity and realize a better tomorrow. Discover more at commscope.com

COMMSCOPE®



commscope.com

Visit our website or contact your local CommScope representative for more information.

© 2025 CommScope, LLC. All rights reserved.

CommScope and the CommScope logo are registered trademarks of CommScope and/or its affiliates in the U.S. and other countries. For additional trademark information see <https://www.commscope.com/trademarks>. All product names, trademarks and registered trademarks are property of their respective owners.

CO-112925.5-EN (03/25)

