

# RVV2HH-6533D-R7



14-port sector antenna, 2x 694–960 and 4x 1695–2690 MHz 65° HPBW and 8x 1695–2400 MHz 4x 33° HPBW, 7x RET.

- All Internal RET actuators are connected in “Cascaded SRET” configuration

## OBSOLETE

This product was discontinued on: March 31, 2023

### Replaced By:

RVV2VV-6533D-R7      14-port sector antenna, 2x 694–960 and 4x 1695–2690 MHz 65° HPBW and 8x 1710–2690 MHz 4x 33° HPBW, 7x RET.

## General Specifications

<b>Antenna Type</b>	Multibeam
<b>Band</b>	Multiband
<b>Grounding Type</b>	RF connector inner conductor and body grounded to reflector and mounting bracket
<b>Performance Note</b>	Outdoor usage
<b>Radome Material</b>	Fiberglass, UV resistant
<b>Radiator Material</b>	Low loss circuit board
<b>Reflector Material</b>	Aluminum
<b>RF Connector Interface</b>	4.3-10 Female
<b>RF Connector Location</b>	Bottom
<b>RF Connector Quantity, high band</b>	12
<b>RF Connector Quantity, mid band</b>	0
<b>RF Connector Quantity, low band</b>	2
<b>RF Connector Quantity, total</b>	14

## Remote Electrical Tilt (RET) Information

<b>RET Hardware</b>	CommRET v2
<b>RET Interface</b>	8-pin DIN Female   8-pin DIN Male
<b>RET Interface, quantity</b>	2 female   2 male
<b>Input Voltage</b>	10–30 Vdc

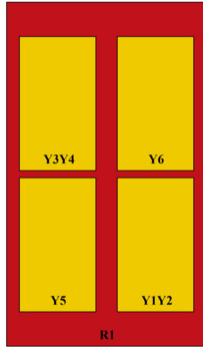
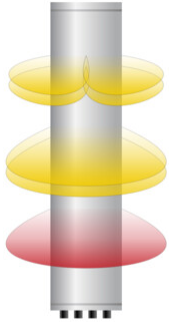
# RVV2HH-6533D-R7

<b>Internal RET</b>	High band (6)   Low band (1)
<b>Power Consumption, idle state, maximum</b>	1 W
<b>Power Consumption, normal conditions, maximum</b>	8 W
<b>Protocol</b>	3GPP/AISG 2.0 (Single RET)

## Dimensions

<b>Width</b>	498 mm   19.606 in
<b>Depth</b>	197 mm   7.756 in
<b>Length</b>	2688 mm   105.827 in
<b>Net Weight, without mounting kit</b>	55.6 kg   122.577 lb

## Array Layout



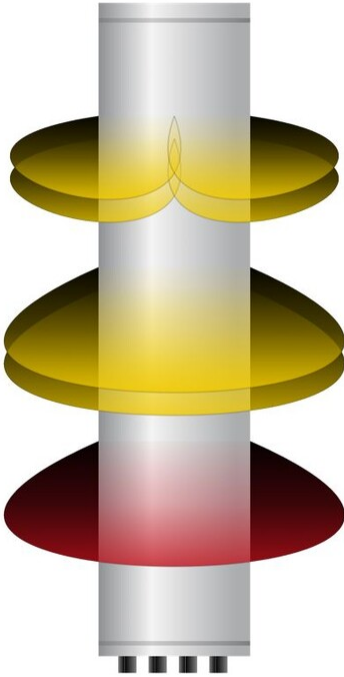
Array ID	Frequency (MHz)	RF Connector	HPBW	RET (SRET)	AISG No.	RET UID
R1	694-960	1 - 2	65°	1	AISG1	CPxxxxxxxxxxxxxxxxR1
Y1	1695-2400	3 - 4	33°	2	AISG1	CPxxxxxxxxxxxxxxxxY1
Y2	1695-2400	5 - 6	33°	3	AISG1	CPxxxxxxxxxxxxxxxxY2
Y3	1695-2400	7 - 8	33°	4	AISG1	CPxxxxxxxxxxxxxxxxY3
Y4	1695-2400	9 - 10	33°	5	AISG1	CPxxxxxxxxxxxxxxxxY4
Y5	1695-2690	11 - 12	65°	6	AISG1	CPxxxxxxxxxxxxxxxxY5
Y6	1695-2690	13 - 14	65°	7	AISG1	CPxxxxxxxxxxxxxxxxY6

(Sizes of colored boxes are not true depictions of array sizes)

## Beams Configuration

# RVV2HH-6533D-R7

---



# RVV2HH-6533D-R7

## Port Configuration



## Electrical Specifications

<b>Impedance</b>	50 ohm
<b>Operating Frequency Band</b>	1695 – 2400 MHz   1695 – 2690 MHz   694 – 960 MHz
<b>Polarization</b>	±45°
<b>Total Input Power, maximum</b>	1,000 W @ 50 °C

## Electrical Specifications

	<b>R1</b>	<b>R1</b>	<b>R1</b>	<b>Y1-Y4</b>	<b>Y1-Y4</b>	<b>Y5&amp;Y6</b>	<b>Y5&amp;Y6</b>	<b>Y5&amp;Y6</b>
<b>Frequency Band, MHz</b>	<b>694–790</b>	<b>790–890</b>	<b>880–960</b>	<b>1695–1920</b>	<b>1920–2400</b>	<b>1695–1920</b>	<b>1920–2180</b>	<b>2300–2690</b>
<b>Gain, dBi</b>	16.5	16.4	16.9	17.6	18.9	17.3	18.3	18.6
<b>Beam Centers, Horizontal, degrees</b>				±27	±27			
<b>Beamwidth, Horizontal, degrees</b>	62	63	59	34	29	67	64	59
<b>Beamwidth, Vertical, degrees</b>	8.5	7.7	7.1	7.6	6.4	6.3	5.6	4.9
<b>Beam Tilt, degrees</b>	2–12	2–12	2–12	2–12	2–12	2–12	2–12	2–12
<b>USLS (First Lobe), dB</b>	16	18	19	18	17	17	18	19
<b>Front-to-Back Ratio at 180°,</b>	34	31	31	36	35	36	36	29

# RVV2HH-6533D-R7

## dB

<b>Isolation, Cross Polarization, dB</b>	28	28	28	25	25	28	28	28
<b>Isolation, Inter-band, dB</b>	30	30	30	30	30	30	30	30
<b>VSWR   Return loss, dB</b>	1.46   14.5	1.46   14.5	1.46   14.5	1.46   14.5	1.46   14.5	1.46   14.5	1.46   14.5	1.46   14.5
<b>PIM, 3rd Order, 2 x 20 W, dBc</b>	-150	-150	-150	-150	-150	-150	-150	-150
<b>Input Power per Port, maximum, watts</b>	300	300	300	250	250	250	250	200
<b>Input Total Power per Antenna at 50°C, maximum, watts</b>	300	300	300	250	250	250	250	250

## Mechanical Specifications

<b>Effective Projective Area (EPA), frontal</b>	1 m <sup>2</sup>   10.764 ft <sup>2</sup>
<b>Effective Projective Area (EPA), lateral</b>	0.35 m <sup>2</sup>   3.767 ft <sup>2</sup>
<b>Wind Loading @ Velocity, frontal</b>	1,070.0 N @ 150 km/h (240.5 lbf @ 150 km/h)
<b>Wind Loading @ Velocity, lateral</b>	375.0 N @ 150 km/h (84.3 lbf @ 150 km/h)
<b>Wind Loading @ Velocity, maximum</b>	1,385.0 N @ 150 km/h (311.4 lbf @ 150 km/h)
<b>Wind Loading @ Velocity, rear</b>	880.0 N @ 150 km/h (197.8 lbf @ 150 km/h)
<b>Wind Speed, maximum</b>	241.4 km/h (150 mph)

## Packaging and Weights

<b>Width, packed</b>	565 mm   22.244 in
<b>Depth, packed</b>	309 mm   12.165 in
<b>Length, packed</b>	2935 mm   115.551 in
<b>Weight, gross</b>	76.56 kg   168.786 lb

## Regulatory Compliance/Certifications

<b>Agency</b>	<b>Classification</b>
CHINA-ROHS	Below maximum concentration value
ISO 9001:2015	Designed, manufactured and/or distributed under this quality management system
REACH-SVHC	Compliant as per SVHC revision on <a href="http://www.commscope.com/ProductCompliance">www.commscope.com/ProductCompliance</a>
ROHS	Compliant
UK-ROHS	Compliant



# RVV2HH-6533D-R7

---

## Included Products

- BSAMNT-4 – Wide Profile Antenna Downtilt Mounting Kit for 2.4 - 4.5 in (60 - 115 mm) OD round members. Kit contains one scissor top bracket set and one bottom bracket set.

## \* Footnotes

**Performance Note** Severe environmental conditions may degrade optimum performance

# BSAMNT-4



Wide Profile Antenna Downtilt Mounting Kit for 2.4 - 4.5 in (60 - 115 mm) OD round members. Kit contains one scissor top bracket set and one bottom bracket set.

## Product Classification

**Product Type** Downtilt mounting kit

## General Specifications

**Application** Outdoor

**Color** Silver

## Dimensions

**Compatible Diameter, maximum** 115 mm | 4.528 in

**Compatible Diameter, minimum** 60 mm | 2.362 in

**Weight, net** 6.5 kg | 14.33 lb

## Material Specifications

**Material Type** Galvanized steel

## Packaging and Weights

**Included** Brackets | Hardware

**Packaging quantity** 1

## Regulatory Compliance/Certifications

Agency	Classification
CHINA-ROHS	Below maximum concentration value
ISO 9001:2015	Designed, manufactured and/or distributed under this quality management system
REACH-SVHC	Compliant as per SVHC revision on <a href="http://www.commscope.com/ProductCompliance">www.commscope.com/ProductCompliance</a>
ROHS	Compliant
UK-ROHS	Compliant

