


# RRZZVV-65A-R6N43



12-port sector antenna, 4 x 694–960, 4 x 1427–2690 and 4 x 1695–2690 MHz, 65° HPBW, 6x RET

- All Internal RET actuators are connected in “Cascaded SRET” configuration
- Retractable tilt indicator rods
- Antenna shape optimized for wind load reduction

This product will be discontinued on: November 30, 2024

Replaced By:

RRZZVV-65AR6NV1 12-port sector antenna, 4x 694–960, 4x 1427–2690 and 4x 1695-2690 MHz, 65° HPBW, 6x RET

## General Specifications

|  |  |
|--|--|
| <b>Antenna Type</b>                    | Sector   |
| <b>Band</b>                            | Multiband  |
| <b>Color</b>                           | Light Gray (RAL 7035)  |
| <b>Grounding Type</b>                  | RF connector inner conductor and body grounded to reflector and mounting bracket |
| <b>Performance Note</b>                | Outdoor usage  |
| <b>Radome Material</b>                 | Fiberglass, UV resistant   |
| <b>Reflector Material</b>              | Aluminum   |
| <b>RF Connector Interface</b>          | 4.3-10 Female  |
| <b>RF Connector Location</b>           | Bottom   |
| <b>RF Connector Quantity, mid band</b> | 8  |
| <b>RF Connector Quantity, low band</b> | 4  |
| <b>RF Connector Quantity, total</b>    | 12   |

## Remote Electrical Tilt (RET) Information

|                                |                                   |
|--------------------------------|-----------------------------------|
| <b>RET Hardware</b>            | CommRET v2                        |
| <b>RET Interface</b>           | 8-pin DIN Female   8-pin DIN Male |
| <b>RET Interface, quantity</b> | 2 female   2 male                 |
| <b>Input Voltage</b>           | 10–30 Vdc                         |
| <b>Internal RET</b>            | Low band (2)   Mid band (4)       |


# RRZZVV-65A-R6N43

|   |                            |
|---|----------------------------|
| <b>Power Consumption, active state, maximum</b> | 8 W                        |
| <b>Power Consumption, idle state, maximum</b>   | 1 W                        |
| <b>Protocol</b>                                 | 3GPP/AISG 2.0 (Single RET) |

## Dimensions

|                                 |                     |
|---------------------------------|---------------------|
| <b>Width</b>                    | 430 mm   16.929 in  |
| <b>Depth</b>                    | 197 mm   7.756 in   |
| <b>Length</b>                   | 1599 mm   62.953 in |
| <b>Net Weight, antenna only</b> | 30.4 kg   67.02 lb  |

## Array Layout




| Array ID | Frequency (MHz) | RF Connector | RET<br>(SRET) | AISG No. | AISG RET UID     |
|----------|-----------------|--------------|---------------|----------|------------------|
| R1       | 694-960         | 1 - 2        | 1             | AISG1    | CPxxxxxxxxxxxxR1 |
| R2       | 694-960         | 3 - 4        | 2             | AISG1    | CPxxxxxxxxxxxxR2 |
| Y1       | 1695-2690       | 5 - 6        | 3             | AISG1    | CPxxxxxxxxxxxxY1 |
| Y2       | 1427-2690       | 7 - 8        | 4             | AISG1    | CPxxxxxxxxxxxxY2 |
| Y3       | 1427-2690       | 9 - 10       | 5             | AISG1    | CPxxxxxxxxxxxxY3 |
| Y4       | 1695-2690       | 11 - 12      | 6             | AISG1    | CPxxxxxxxxxxxxY4 |


(Sizes of colored boxes are not true depictions of array sizes)

## Port Configuration

# RRZZVV-65A-R6N43



## Logo Image



## Electrical Specifications

|                                   |   |
|-----------------------------------|---|
| <b>Impedance</b>                  | 50 ohm  |
| <b>Operating Frequency Band</b>   | 1427 – 2690 MHz   1695 – 2690 MHz   694 – 960 MHz |
| <b>Polarization</b>               | ±45°  |
| <b>Total Input Power, maximum</b> | 900 W @ 50 °C                                     |

## Electrical Specifications

| Frequency Band, MHz    | 694-806 | 790-894 | 890-960 | 1427-1518 | 1695-1995 | 1920-2300 | 2300-2500 |
|------------------------|---------|---------|---------|-----------|-----------|-----------|-----------|
| Beamwidth, Horizontal, | 59      | 55      | 57      | 71        | 67        | 63        | 59        |

# RRZZVV-65A-R6N43

degrees

|   |          |          |          |          |          |          |          |
|---|----------|----------|----------|----------|----------|----------|----------|
| <b>Beamwidth, Vertical, degrees</b>                 | 13.4     | 12       | 11.2     | 7.8      | 6.3      | 5.6      | 4.9      |
| <b>Beam Tilt, degrees</b>                           | 2-16     | 2-16     | 2-16     | 2-12     | 2-12     | 2-12     | 2-12     |
| <b>USLS (First Lobe), dB</b>                        | 14       | 14       | 13       | 13       | 15       | 16       | 17       |
| <b>Front-to-Back Ratio at 180°, dB</b>              | 26       | 25       | 26       | 27       | 32       | 33       | 31       |
| <b>Isolation, Cross Polarization, dB</b>            | 26       | 26       | 26       | 26       | 26       | 26       | 26       |
| <b>Isolation, Inter-band, dB</b>                    | 25       | 26       | 26       | 25       | 26       | 26       | 26       |
| <b>VSWR   Return loss, dB</b>                       | 1.5 14.0 | 1.5 14.0 | 1.5 14.0 | 1.5 14.0 | 1.5 14.0 | 1.5 14.0 | 1.5 14.0 |
| <b>PIM, 3rd Order, 2 x 20 W, dBc</b>                | -153     | -153     | -153     | -153     | -153     | -153     | -153     |
| <b>Input Power per Port at 50°C, maximum, watts</b> | 300      | 300      | 300      | 250      | 250      | 250      | 200      |

## Electrical Specifications, BASTA

| Frequency Band, MHz                                | 694-806 | 790-894 | 890-960 | 1427-1518 | 1695-1995 | 1920-2300 | 2300-2500 |
|--|---------|---------|---------|-----------|-----------|-----------|-----------|
| <b>Gain by all Beam Tilts, average, dBi</b>        | 13.3    | 13.5    | 13.8    | 14.9      | 16.3      | 17.3      | 18.3      |
| <b>Gain by all Beam Tilts Tolerance, dB</b>        | ±0.6    | ±0.4    | ±0.8    | ±0.7      | ±0.9      | ±0.9      | ±0.8      |
| <b>Beamwidth, Horizontal Tolerance, degrees</b>    | ±7.5    | ±7.5    | ±9.7    | ±10.9     | ±6.7      | ±6.4      | ±3.9      |
| <b>Beamwidth, Vertical Tolerance, degrees</b>      | ±1.3    | ±0.8    | ±0.8    | ±0.5      | ±0.6      | ±0.6      | ±0.3      |
| <b>USLS, beampeak to 20° above beampeak, dB</b>    | 14      | 14      | 13      | 13        | 15        | 15        | 16        |
| <b>Front-to-Back Total Power at 180° ± 30°, dB</b> | 18      | 18      | 21      | 21        | 26        | 27        | 26        |
| <b>CPR at Boresight, dB</b>                        | 21      | 18      | 22      | 18        | 22        | 16        | 18        |
| <b>CPR at Sector, dB</b>                           | 6       | 7       | 6       | 8         | 6         | 5         | 4         |

## Electrical Specifications

| Frequency Band, MHz                    | 2490-2690 | 1695-1995 | 1920-2300 | 2300-2500 | 2490-2690 |
|--|-----------|-----------|-----------|-----------|-----------|
| <b>Beamwidth, Horizontal, degrees</b>  | 57        | 74        | 64        | 63        | 61        |
| <b>Beamwidth, Vertical, degrees</b>    | 4.7       | 6.3       | 5.6       | 5         | 4.7       |
| <b>Beam Tilt, degrees</b>              | 2-12      | 2-12      | 2-12      | 2-12      | 2-12      |
| <b>USLS (First Lobe), dB</b>           | 16        | 17        | 17        | 18        | 18        |
| <b>Front-to-Back Ratio at 180°, dB</b> | 31        | 31        | 30        | 29        | 32        |

# RRZZVV-65A-R6N43

dB

|   |          |          |          |          |          |
|---|----------|----------|----------|----------|----------|
| <b>Isolation, Cross Polarization, dB</b>            | 26       | 27       | 27       | 27       | 27       |
| <b>Isolation, Inter-band, dB</b>                    | 26       | 26       | 26       | 27       | 27       |
| <b>VSWR   Return loss, dB</b>                       | 1.5 14.0 | 1.5 14.0 | 1.5 14.0 | 1.5 14.0 | 1.5 14.0 |
| <b>PIM, 3rd Order, 2 x 20 W, dBc</b>                | -153     | -153     | -153     | -153     | -153     |
| <b>Input Power per Port at 50°C, maximum, watts</b> | 200      | 250      | 250      | 200      | 200      |

## Electrical Specifications, BASTA

| <b>Frequency Band, MHz</b>                         | <b>2490–2690</b> | <b>1695–1995</b> | <b>1920–2300</b> | <b>2300–2500</b> | <b>2490–2690</b> |
|--|------------------|------------------|------------------|------------------|------------------|
| <b>Gain by all Beam Tilts, average, dBi</b>        | 18.4             | 16.1             | 17.3             | 17.8             | 17.7             |
| <b>Gain by all Beam Tilts Tolerance, dB</b>        | ±0.6             | ±0.6             | ±0.9             | ±0.4             | ±0.4             |
| <b>Beamwidth, Horizontal Tolerance, degrees</b>    | ±2.6             | ±5.8             | ±10.4            | ±4.7             | ±5.7             |
| <b>Beamwidth, Vertical Tolerance, degrees</b>      | ±0.3             | ±0.5             | ±0.5             | ±0.3             | ±0.3             |
| <b>USLS, beampeak to 20° above beampeak, dB</b>    | 16               | 15               | 15               | 16               | 16               |
| <b>Front-to-Back Total Power at 180° ± 30°, dB</b> | 26               | 24               | 24               | 26               | 25               |
| <b>CPR at Boresight, dB</b>                        | 20               | 16               | 17               | 18               | 18               |
| <b>CPR at Sector, dB</b>                           | 0                | 8                | 9                | 9                | 6                |

## Mechanical Specifications

|   |   |
|---|---|
| <b>Wind Loading @ Velocity, frontal</b> | 370.0 N @ 150 km/h (83.2 lbf @ 150 km/h)  |
| <b>Wind Loading @ Velocity, lateral</b> | 186.0 N @ 150 km/h (41.8 lbf @ 150 km/h)  |
| <b>Wind Loading @ Velocity, maximum</b> | 557.0 N @ 150 km/h (125.2 lbf @ 150 km/h) |
| <b>Wind Loading @ Velocity, rear</b>    | 237.0 N @ 150 km/h (53.3 lbf @ 150 km/h)  |
| <b>Wind Speed, maximum</b>              | 241 km/h (150 mph)                        |

## Packaging and Weights

|                       |                     |
|-----------------------|---------------------|
| <b>Width, packed</b>  | 530 mm   20.866 in  |
| <b>Depth, packed</b>  | 349 mm   13.74 in   |
| <b>Length, packed</b> | 1771 mm   69.724 in |
| <b>Weight, gross</b>  | 40.2 kg   88.626 lb |

# RRZZVV-65A-R6N43

---

## Regulatory Compliance/Certifications

| Agency        | Classification   |
|---------------|--|
| CHINA-ROHS    | Above maximum concentration value  |
| ISO 9001:2015 | Designed, manufactured and/or distributed under this quality management system |
| ROHS          | Compliant/Exempted   |
| UK-ROHS       | Compliant/Exempted   |




## Included Products

|          |   |  |
|----------|---|--|
| BSAMNT-3 | – | Wide Profile Antenna Downtilt Mounting Kit for 2.4 - 4.5 in (60 - 115 mm) OD round members. Kit contains one scissor top bracket set and one bottom bracket set. |
|----------|---|--|

## \* Footnotes

|                         |   |
|-------------------------|---|
| <b>Performance Note</b> | Severe environmental conditions may degrade optimum performance |
|-------------------------|---|

# BSAMNT-3



Wide Profile Antenna Downtilt Mounting Kit for 2.4 - 4.5 in (60 - 115 mm) OD round members. Kit contains one scissor top bracket set and one bottom bracket set.

## Product Classification

**Product Type** Downtilt mounting kit

## General Specifications

**Application** Outdoor

**Color** Silver

## Dimensions

**Compatible Diameter, maximum** 115 mm | 4.528 in

**Compatible Diameter, minimum** 60 mm | 2.362 in

**Weight, net** 6.2 kg | 13.669 lb

## Material Specifications

**Material Type** Galvanized steel

## Packaging and Weights

**Included** Brackets | Hardware

**Packaging quantity** 1

**Weight, gross** 6.4 kg | 14.11 lb

## Regulatory Compliance/Certifications

| Agency        | Classification   |
|---------------|--|
| CE            | Compliant with the relevant CE product directives  |
| CHINA-ROHS    | Below maximum concentration value  |
| ISO 9001:2015 | Designed, manufactured and/or distributed under this quality management system   |
| REACH-SVHC    | Compliant as per SVHC revision on <a href="http://www.commscope.com/ProductCompliance">www.commscope.com/ProductCompliance</a> |
| ROHS          | Compliant  |
| UK-ROHS       | Compliant  |

# BSAMNT-3

---

