

EGRZZV4-65D-R8V2



18-port sector antenna, 2x 694-862 (R1), 2x 880-960 (R2), 2x 694-960 (R3), 4x 1427-2690 (Y2&Y4) & 8x 1695-2690 (Y1/Y3/Y5/Y6) MHz, 65° HPBW, 8x RET.

- All Internal RET actuators are connected in “Cascaded SRET” configuration
- Site sharing—allows for multiple operators (end users) to monitor/control specific AISG equipment through a single ATC300-2000
- Supports re-configurable antenna sharing capability enabling control of the internal RET system using up to two separate RET compatible OEM radios

OBSOLETE

This product was discontinued on: November 30, 2023

Replaced By:

EGRZV4-65D-R8N43 16-ports sector antenna, 2x 694-862 (R1), 2x 880-960 (R2), 2x 694-960 (R3), 2x 1427-2690 (Y3), 8x 1695-2690 (Y1,Y2,Y4,Y5) MHz ,65° HPBW, 8x RET

General Specifications

Antenna Type	Sector
Band	Multiband
Grounding Type	RF connector inner conductor and body grounded to reflector and mounting bracket
Performance Note	Outdoor usage
Radome Material	Fiberglass, UV resistant
Reflector Material	Aluminum
RF Connector Interface	4.3-10 Female
RF Connector Location	Bottom
RF Connector Quantity, high band	12
RF Connector Quantity, low band	6
RF Connector Quantity, total	18

Remote Electrical Tilt (RET) Information

RET Hardware	CommRET v2
RET Interface	8-pin DIN Female 8-pin DIN Male
RET Interface, quantity	2 female 2 male

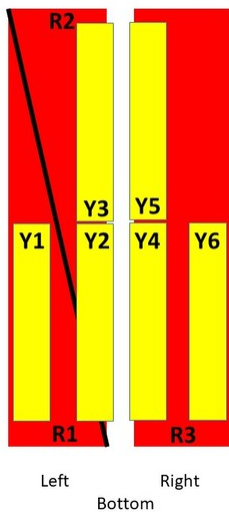
EGRZZV4-65D-R8V2

Input Voltage	10–30 Vdc
Internal RET	High band (5) Low band (3)
Power Consumption, idle state, maximum	1 W
Power Consumption, normal conditions, maximum	8 W
Protocol	3GPP/AISG 2.0 (Single RET)

Dimensions

Width	498 mm 19.606 in
Depth	197 mm 7.756 in
Length	2688 mm 105.827 in
Net Weight, without mounting kit	62.2 kg 137.127 lb

Array Layout




Array	Freq (MHz)	Conns	RET(SRET)	AISG RET UID
R1	694-862	1-2	1	CPxxxxxxxxxxxxxxxxR1
R2	880-960	3-4	2	CPxxxxxxxxxxxxxxxxR2
R3	694-960	5-6	3	CPxxxxxxxxxxxxxxxxR3
Y1	1695-2690	7-8	4	CPxxxxxxxxxxxxxxxxY1
Y2	1427-2690	9-10	5	CPxxxxxxxxxxxxxxxxY2
Y3	1695-2690	11-12	6	CPxxxxxxxxxxxxxxxxY3
Y5	1695-2690	15-16		
Y4	1427-2690	13-14	7	CPxxxxxxxxxxxxxxxxY4
Y6	1695-2690	17-18	8	CPxxxxxxxxxxxxxxxxY6

(Sizes of colored boxes are not true depictions of array sizes)

Port Configuration

EGRZZV4-65D-R8V2



Electrical Specifications

Impedance	50 ohm
Operating Frequency Band	1427 – 2690 MHz 1695 – 2690 MHz 694 – 862 MHz 694 – 960 MHz 880 – 960 MHz
Polarization	±45°
Total Input Power, maximum	900 W @ 50 °C

Electrical Specifications

	R1	R2	R3	Y1/Y3/Y5/Y6	Y1/Y3/Y5/Y6	Y1/Y3/Y5/Y6	Y2&Y4	Y2&Y4	Y2&Y4
Frequency Band, MHz	694–862	880–960	694–960	1695–2200	2300–2400	2490–2690	1427–1518	1695–2180	2300–2690
Gain, dBi	15.4	15.6	16	17.4	17.7	18.1	15.4	17	18
Beamwidth, Horizontal, degrees	71	67	68	60	59	58	65	62	55
Beamwidth, Vertical, degrees	8.6	7.4	8.1	7	5.8	5.3	9.5	7.4	5.6
Beam Tilt, degrees	2–14	2–14	2–14	2–12	2–12	2–12	2–12	2–12	2–12
USLS (First Lobe), dB	17	22	17	18	22	22	20	17	19
Front-to-Back Ratio at 180°, dB	31	28	30	34	31	30	35	35	32
Isolation, Cross Polarization, dB	28	28	28	25	25	25	25	25	25

EGRZZV4-65D-R8V2

Isolation, Inter-band, dB	28	28	28	25	25	25	25	25	25
VSWR Return loss, dB	1.5 14.0	1.5 14.0	1.5 14.0	1.5 14.0	1.5 14.0	1.5 14.0	1.5 14.0	1.5 14.0	1.5 14.0
PIM, 3rd Order, 2 x 20 W, dBc	-150	-150	-150	-150	-150	-150	-150	-150	-150
Input Power per Port at 50°C, maximum, watts	200	200	200	200	200	200	200	200	200

Electrical Specifications, BASTA

Frequency Band, MHz	694-862	880-960	694-960	1695-2200	2300-2400	2490-2690	1427-1518	1695-2180	2300-2690
Gain by all Beam Tilts, average, dBi	14.9	15.2	15.6	16.6	17.3	17.5	14.9	16.3	17.5
Gain by all Beam Tilts Tolerance, dB	±0.5	±0.4	±0.6	±0.9	±0.5	±0.7	±0.6	±0.8	±0.5
Gain by Beam Tilt, average, dBi	2° 14.9 8° 15.1 14° 14.7	2° 15.1 8° 15.4 14° 15.0	2° 15.5 8° 15.8 14° 15.4	2° 16.5 7° 16.7 12° 16.5	2° 17.1 7° 17.5 12° 17.1	2° 14.8 7° 17.8 12° 17.3	2° 14.8 7° 14.9 12° 14.9	2° 16.3 7° 16.5 12° 16.1	2° 17.3 7° 17.8 12° 17.1
Beamwidth, Horizontal Tolerance, degrees	±8.4	±4.6	±8.1	±10.3	±4.6	±5.4	±8.6	±9	±5.7
Beamwidth, Vertical Tolerance, degrees	±0.8	±0.4	±1.1	±0.8	±0.2	±0.3	±0.6	±0.9	±0.5
USLS, beampeak to 20° above beampeak, dB	13	15	16	16	16	15	13	16	17
Front-to-Back Total Power at 180° ± 30°, dB	22	23	23	26	26	25	26	28	26
CPR at Boresight, dB	19	18	19	21	18	21	18	20	22
CPR at Sector, dB	9	10	11	7	6	4	6	7	1

Mechanical Specifications

Effective Projective Area (EPA), frontal	1 m ² 10.764 ft ²
Effective Projective Area (EPA), lateral	0.35 m ² 3.767 ft ²
Mechanical Tilt Range	0°-12°
Wind Loading @ Velocity, frontal	1,070.0 N @ 150 km/h (240.5 lbf @ 150 km/h)
Wind Loading @ Velocity, lateral	375.0 N @ 150 km/h (84.3 lbf @ 150 km/h)
Wind Loading @ Velocity, maximum	1,385.0 N @ 150 km/h (311.4 lbf @ 150 km/h)
Wind Loading @ Velocity, rear	880.0 N @ 150 km/h (197.8 lbf @ 150 km/h)
Wind Speed, maximum	241 km/h (150 mph)

Packaging and Weights

EGRZZV4-65D-R8V2

Width, packed	565 mm 22.244 in
Depth, packed	309 mm 12.165 in
Length, packed	2935 mm 115.551 in
Weight, gross	83.2 kg 183.424 lb

Regulatory Compliance/Certifications

Agency	Classification
CHINA-ROHS	Below maximum concentration value
ISO 9001:2015	Designed, manufactured and/or distributed under this quality management system
REACH-SVHC	Compliant as per SVHC revision on www.commscope.com/ProductCompliance
ROHS	Compliant
UK-ROHS	Compliant/Exempted



Included Products

- | | | |
|-----------|---|------------------------------------------------------------------------------------------------------------------------------------------------------------------|
| BSAMNT-4 | - | Wide Profile Antenna Downtilt Mounting Kit for 2.4 - 4.5 in (60 - 115 mm) OD round members. Kit contains one scissor top bracket set and one bottom bracket set. |
| BSAMNT-M4 | - | Middle Downtilt Mounting Kit for Long Antennas for 2.4 - 4.5 in (60 - 115 mm) OD round members. Kit contains one scissor bracket set. |

* Footnotes

Performance Note Severe environmental conditions may degrade optimum performance

BSAMNT-4



Wide Profile Antenna Downtilt Mounting Kit for 2.4 - 4.5 in (60 - 115 mm) OD round members. Kit contains one scissor top bracket set and one bottom bracket set.

Product Classification

Product Type Downtilt mounting kit

General Specifications

Application Outdoor

Color Silver

Dimensions

Compatible Diameter, maximum 115 mm | 4.528 in

Compatible Diameter, minimum 60 mm | 2.362 in

Weight, net 6.5 kg | 14.33 lb

Material Specifications

Material Type Galvanized steel

Packaging and Weights

Included Brackets | Hardware


Packaging quantity 1

Regulatory Compliance/Certifications

Agency	Classification
CHINA-ROHS	Below maximum concentration value
ISO 9001:2015	Designed, manufactured and/or distributed under this quality management system
REACH-SVHC	Compliant as per SVHC revision on www.commscope.com/ProductCompliance
ROHS	Compliant
UK-ROHS	Compliant



BSAMNT-M4



Middle Downtilt Mounting Kit for Long Antennas for 2.4 - 4.5 in (60 - 115 mm) OD round members. Kit contains one scissor bracket set.

Product Classification

Product Type Downtilt mounting kit

General Specifications

Application Outdoor

Color Silver

Dimensions

Compatible Diameter, maximum 115 mm | 4.528 in

Compatible Diameter, minimum 60 mm | 2.362 in

Weight, net 4.6 kg | 10.141 lb

Material Specifications

Material Type Galvanized steel

Packaging and Weights

Included Brackets | Hardware

Packaging quantity 1

Regulatory Compliance/Certifications

Agency	Classification
CHINA-ROHS	Below maximum concentration value
ISO 9001:2015	Designed, manufactured and/or distributed under this quality management system
REACH-SVHC	Compliant as per SVHC revision on www.commscope.com/ProductCompliance
ROHS	Compliant
UK-ROHS	Compliant

