


NHHSS-65A-R2B



10-port sector antenna, 2x 698–896, 4x 1695–2200 and 4x 3100–4200 MHz, 65° HPBW, 2x RETs and 2x SBTs. Both high bands share the same electrical tilt.

- Perfect antenna to add 3.5GHz CBRS to macro sites
- Low band and mid band performance mirrors the performance of existing NHH hex port antennas
- Internal SBT on low and high band allow remote RET control from the radio over the RF jumper cable
- Interleaved dipole technology providing for attractive, low wind load mechanical package
- One LB RET and one HB RET. Both high bands are controlled by one RET to ensure same tilt level for 4x MIMO

OBSOLETE

This product was discontinued on: **March 30, 2023**

Replaced By:

NHHSS-65A-R2BT4 10-port sector antenna, 2x 698–896, 4x 1695–2200 and 4x 3100-4200 MHz, 65° HPBW, 2x RETs and 2x SBTs. Both high bands share the same electrical tilt.

General Specifications

Antenna Type	Sector
Band	Multiband
Color	Light Gray (RAL 7035)
Grounding Type	RF connector inner conductor and body grounded to reflector and mounting bracket
Radome Material	Fiberglass, UV resistant
Radiator Material	Aluminum Low loss circuit board
Reflector Material	Aluminum
RF Connector Interface	4.3-10 Female
RF Connector Location	Bottom
RF Connector Quantity, high band	4
RF Connector Quantity, mid band	0
RF Connector Quantity, low band	2
RF Connector Quantity, total	10

NHHSS-65A-R2B

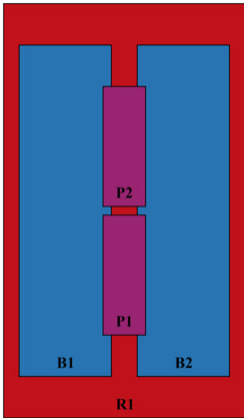
Remote Electrical Tilt (RET) Information

RET Hardware	CommRET v2
RET Interface	4x 8 pin connector as per IEC 60130-9 Daisy chain in: Male / Daisy chain out: Female Pin3: RS485A(AISG_B), Pin5: RS485B(AISG_A), Pin6: DC 10~30V, Pin7: DC_ Return
RET Interface, quantity	2 female 2 male
Input Voltage	10–30 Vdc
Internal RET	Low band (1)
Power Consumption, active state, maximum	10 W
Power Consumption, idle state, maximum	2 W
Power Consumption, normal conditions, maximum	10 W
Protocol	3GPP/AISG 2.0 (Single RET)

Dimensions

Width	301 mm 11.85 in
Depth	181 mm 7.126 in
Length	1413 mm 55.63 in
Net Weight, without mounting kit	17.9 kg 39.463 lb

Array Layout




Array ID	Frequency (MHz)	RF Connector	RET (SRET)	AISG RET UID
R1	698-896	1 - 2	1	CPxxxxxxxxxxxxxxxxR1
B1	1695-2200	3 - 4	2	CPxxxxxxxxxxxxxxxxB1
B2	1695-2200	5 - 6		
P1	3100-4200	7 - 8	N/A	N/A
P2	3100-4200	9 - 10		

(Sizes of colored boxes are not true depictions of array sizes)

Port Configuration

NHHSS-65A-R2B



Electrical Specifications

Impedance	50 ohm
Operating Frequency Band	1695 – 2200 MHz 3100 – 4200 MHz 698 – 896 MHz
Polarization	±45°
Total Input Power, maximum	1,000 W @ 50 °C

Electrical Specifications

Frequency Band, MHz	698–806	806–896	1695–1880	1850–1990	1920–2200	3100–3550	3550–3700	3700–4200
Gain, dBi	13.9	14.1	16.4	16.8	17	16.5	16.4	16.8
Beamwidth, Horizontal, degrees	67	64	66	62	63	54	64	58
Beamwidth, Vertical, degrees	16.3	14.6	6.9	6.5	6.3	7.5	7	6.2
Beam Tilt, degrees	0–18	0–18	0–10	0–10	0–10	4	4	4
USLS (First Lobe), dB	17	15	16	16	17	16	19	17
Front-to-Back Ratio at 180°, dB	27	29	30	30	30	30	31	29
Isolation, Cross Polarization, dB	25	25	25	25	25	25	25	25
Isolation, Inter-band, dB	25	25	25	25	25	25	25	25
VSWR Return loss, dB	1.5 14.0	1.5 14.0	1.5 14.0	1.5 14.0	1.5 14.0	1.5 14.0	1.5 14.0	1.5 14.0

NHHSS-65A-R2B

PIM, 3rd Order, 2 x 20 W, dBc	-153	-153	-153	-153	-153	-140	-140	-140
Input Power per Port at 50°C, maximum, watts	300	300	300	300	300	100	100	100

Mechanical Specifications

Wind Loading @ Velocity, frontal	206.0 N @ 150 km/h (46.3 lbf @ 150 km/h)
Wind Loading @ Velocity, lateral	169.0 N @ 150 km/h (38.0 lbf @ 150 km/h)
Wind Loading @ Velocity, rear	208.0 N @ 150 km/h (46.8 lbf @ 150 km/h)
Wind Speed, maximum	241 km/h (150 mph)

Environmental Specifications

Operating Temperature	-40 °C to +70 °C (-40 °F to +158 °F)
------------------------------	--------------------------------------

Packaging and Weights

Width, packed	441 mm 17.362 in
Depth, packed	295 mm 11.614 in
Length, packed	1537 mm 60.512 in
Weight, gross	30.1 kg 66.359 lb

Regulatory Compliance/Certifications

Agency	Classification
CHINA-ROHS	Below maximum concentration value
ISO 9001:2015	Designed, manufactured and/or distributed under this quality management system
REACH-SVHC	Compliant as per SVHC revision on www.commscope.com/ProductCompliance
ROHS	Compliant
UK-ROHS	Compliant



Included Products

BSAMNT-3	–	Wide Profile Antenna Downtilt Mounting Kit for 2.4 - 4.5 in (60 - 115 mm) OD round members. Kit contains one scissor top bracket set and one bottom bracket set.
----------	---	--