


NHHSS-65B-HG-R3B



10-port Next Generation High Performance sector antenna, 2x 698–896, 4x 1695–2200 and 4x 3300-4000 MHz, 65° HPBW, 3x RETs and 2x SBTs

- Antenna optimized for higher gain with improved radiation efficiency
- Designed to reduce SUB 1 alarm triggers with pattern consistency between low band and mid band
- Interleaved dipole technology results into an attractive, low wind load mechanical package
- Internal SBTs allow remote RET control from the radio over the RF jumper cable
- Enhanced interference mitigation for improved SINR and throughput
- Powered by ANDREW’s next generation high-efficiency SEED™ technology

General Specifications

Antenna Type	Sector
Band	Multiband
Color	Light Gray (RAL 7035)
Grounding Type	RF connector body grounded to reflector and mounting bracket
Performance Note	Outdoor usage
Radome Material	Fiberglass, UV resistant
Radiator Material	Aluminum Low loss circuit board
Reflector Material	Aluminum
RF Connector Interface	4.3-10 Female
RF Connector Location	Bottom
RF Connector Quantity, high band	4
RF Connector Quantity, mid band	4
RF Connector Quantity, low band	2
RF Connector Quantity, total	10

Remote Electrical Tilt (RET) Information

RET Hardware	CommRET v2
RET Interface	8-pin DIN Female 8-pin DIN Male
RET Interface, quantity	2 female 2 male
Input Voltage	10–30 Vdc
Internal Bias Tee	Port 1 Port 3

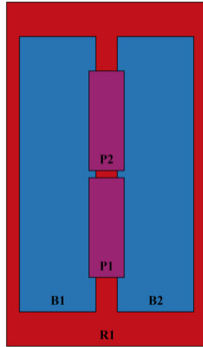
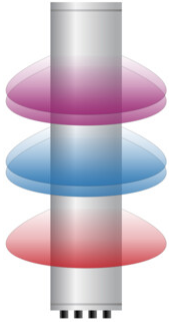
NHHSS-65B-HG-R3B

Internal RET	High band (1) Low band (1) Mid band (1)
Power Consumption, active state, maximum	10 W
Power Consumption, idle state, maximum	2 W
Protocol	3GPP/AISG 2.0 (Single RET)

Dimensions

Width	301 mm 11.85 in
Depth	181 mm 7.126 in
Length	1828 mm 71.969 in
Net Weight, antenna only	24.6 kg 54.234 lb

Array Layout

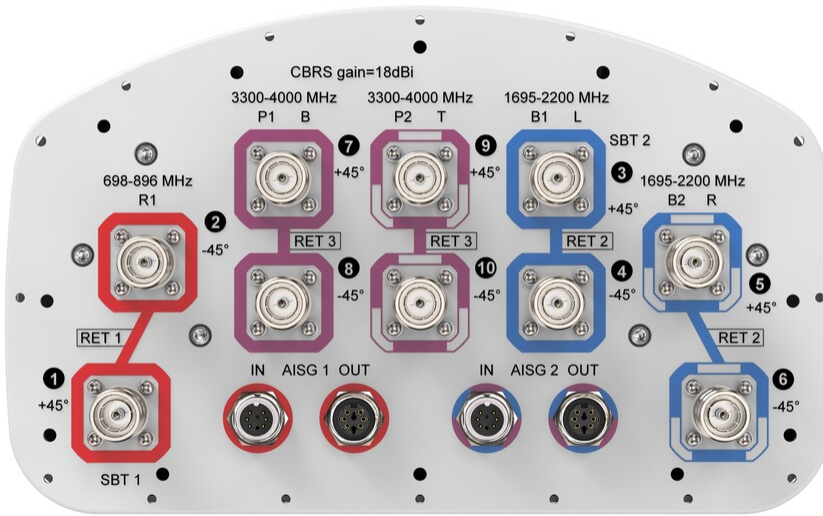


Array ID	Frequency (MHz)	RF Connector	RET (SRET)	AISG No.	SBT RF PORT	SBT No.	RET UID
R1	698-896	1 - 2	1	AISG1	1	1	CPxxxxxxxxxxxxxxxxR1
B1	1695-2200	3 - 4	2	AISG2	3	2	CPxxxxxxxxxxxxxxxxB1
B2	1695-2200	5 - 6					
P1	3300-4000	7 - 8	3	AISG2	3	2	CPxxxxxxxxxxxxxxxxP1
P2	3300-4000	9 - 10					

(Sizes of colored boxes are not true depictions of array sizes)

Port Configuration

NHHSS-65B-HG-R3B



Electrical Specifications

Impedance	50 ohm
Operating Frequency Band	1695 – 2200 MHz 3300 – 4000 MHz 698 – 896 MHz
Polarization	±45°

Electrical Specifications

	R1	R1	B1,B2	B1,B2	B1,B2	P1,P2	P1,P2	P1,P2
Frequency Band, MHz	698–806	806–896	1695–1880	1850–1990	1920–2200	3300–3550	3550–3700	3700–4000
RF Port	1,2	1,2	3,4,5,6	3,4,5,6	3,4,5,6	7,8,9,10	7,8,9,10	7,8,9,10
Gain, dBi	15.1	15.3	18.2	18.5	18.7	17.7	17.8	17.7
Beamwidth, Horizontal, degrees	66	62	66	63	64	53	61	57
Beamwidth, Vertical, degrees	13.1	11.4	5.5	5	4.8	5.7	5.5	5.2
Beam Tilt, degrees	0–14	0–14	0–7	0–7	0–7	0–10	0–10	0–10
USLS (First Lobe), dB	16	15	16	16	17	16	18	18
Front-to-Back Ratio at 180°, dB	28	31	32	32	28	28	34	30
Isolation, Cross Polarization, dB	25	25	25	25	25	25	25	25

NHHSS-65B-HG-R3B

VSWR Return loss, dB	1.5 14.0	1.5 14.0	1.5 14.0	1.5 14.0	1.5 14.0	1.5 14.0	1.5 14.0	1.5 14.0
PIM, 3rd Order, 2 x 20 W, dBc	-153	-153	-153	-153	-153	-145	-145	-145
Input Power per Port at 50°C, maximum, watts	300	300	250	250	250	100	100	100

Mechanical Specifications

Wind Loading @ Velocity, frontal	278.0 N @ 150 km/h (62.5 lbf @ 150 km/h)
Wind Loading @ Velocity, lateral	230.0 N @ 150 km/h (51.7 lbf @ 150 km/h)
Wind Loading @ Velocity, maximum	537.0 N @ 150 km/h (120.7 lbf @ 150 km/h)
Wind Loading @ Velocity, rear	282.0 N @ 150 km/h (63.4 lbf @ 150 km/h)
Wind Speed, maximum	241 km/h (150 mph)

Packaging and Weights

Width, packed	380 mm 14.961 in
Depth, packed	295 mm 11.614 in
Length, packed	1956 mm 77.008 in
Weight, gross	36 kg 79.366 lb

Regulatory Compliance/Certifications

Agency	Classification
ISO 9001:2015	Designed, manufactured and/or distributed under this quality management system

Included Products

BSAMNT-3	-	Wide Profile Antenna Downtilt Mounting Kit for 2.4 - 4.5 in (60 - 115 mm) OD round members. Kit contains one scissor top bracket set and one bottom bracket set.
----------	---	--

* Footnotes

Performance Note	Severe environmental conditions may degrade optimum performance
-------------------------	---